

English Language Arts

Learning Progressions



Supporting
Common Core

California's
State Standards

Tulare County
Office of Education

Jim Vidak, County Superintendent of Schools

California Common Core Standards Learning Progression Guide



California Common Core Standards Learning Progression Guide



Introduction

The ELA Common Core State Standards are divided into four strands: Reading, Writing, Speaking and Listening, and Language. Each strand, with the exception of the Reading Foundational Skills section, is unified by a strand-specific set of College and Career Readiness (CCR) Anchor Standards that is identical across all grade levels and content areas.

“The CCR standards anchor the document and define general, cross-disciplinary literacy expectations that must be met for students to be prepared to enter college and workforce training programs ready to succeed. The K-12 grade-specific standards define end-of-year expectations and a cumulative progression designed to enable students to meet college and career readiness expectations no later than the end of high school.” (CCSS Introduction p. 4)

This document is formatted in such a way that the reader can **view the cross-disciplinary literacy expectations and cumulative progression for a single standard at a glance.** The highlighted text in the Reading, Writing, Listening & Speaking, and Language sections calls attention to the progression of a standard, or in other words, what has been added to a particular grade level. Since all expectations are “new” in kindergarten, the entire standard is highlighted.

The final section, Media and Technology, is a compilation of the Reading, Writing, Listening & Speaking, and Language standards in which media and technology skills are embedded. These standards are purposely integrated into the strands, rather than treated in a separate section, as the need to utilize technology and consume media is embedded into every aspect of today’s curriculum. The highlighted text in this section reflects an explicit statement regarding the use of media and/or technology. The use of media and/or technology, in some cases, may be implied in the areas that are not highlighted.

California Common Core Standards Learning Progression Guide





Reading (R)

The ten reading CCR Anchor Standards serve as the common blueprint for the following strands:

- Reading Standards for Literature (RL) for ELA
- Reading Standards for informational Text (RI) grades K – 12 for ELA
- Reading Standards for History/Social Studies (RH) grades K – 12 and grades 6–12 for ELA

Reading Anchor Standard

1. Read closely to determine what the text says explicitly and to make logical inferences from it; cite specific textual evidence when writing or speaking to support conclusions drawn from the text.
2. Determine central ideas or themes of a text and analyze their development; summarize the key supporting details and ideas.
3. Analyze how and why individuals, events, and ideas develop and interact over the course of a text.
4. Interpret words and phrases as they are used in a text, including determining technical, connotative, and figurative meanings, and analyze how specific word choices shape meaning or tone.
5. Analyze the structure of texts, including how specific sentences, paragraphs, and larger portions of the text (e.g., a section, chapter, scene, or stanza) relate to each other and
6. Assess how point of view or purpose shapes the content and style of a text.
7. Integrate and evaluate content presented in diverse media and formats, including visually and quantitatively, as well as in words.
8. Delineate and evaluate the argument and specific claims in a text, including the validity of the reasoning as well as the relevance and sufficiency of the evidence.
9. Analyze how two or more texts address similar themes or topics in order to build knowledge or to compare the approaches the authors take.
10. Read and comprehend complex literary and informational texts independently and proficiently.

The Reading Standards are organized into four topic areas:

- Key Ideas and Details: R1, R2, R3
- Craft and Structure: R4, R5, R6
- Integration of Knowledge and Ideas: R7, R8, R9
- Range of Reading and Text Complexity: R10

California Common Core Standards Learning Progression Guide



Grade – Specific Standards for Reading Standard 1				
	RL	RI	RH	RST
	<i>Reading Literature</i>	<i>Reading for Informational Text</i>	<i>Literacy in History/Social Studies</i>	<i>Literacy in Science & Technical Subjects</i>
Grade K	RL.K.1. With prompting and support, ask and answer questions about key details in a text.	RI.K.1. With prompting and support, ask and answer questions about key details in a text.	Embedded within the K-5 standards.	Embedded within the K-5 standards.
Grade 1	RL.1.1. Ask and answer questions about key details in a text.	RI.1.1. Ask and answer questions about key details in a text.	Embedded within the K-5 standards.	Embedded within the K-5 standards.
Grade 2	RL.2.1. Ask and answer such questions as <i>who, what, where, when, why,</i> and <i>how</i> to demonstrate understanding of key details in a text.	RI.2.1. Ask and answer such questions as <i>who, what, where, when, why,</i> and <i>how</i> to demonstrate understanding of key details in a text.	Embedded within the K-5 standards.	Embedded within the K-5 standards.
Grade 3	RL.3.1. Ask and answer questions to demonstrate understanding of a text, referring explicitly to the text as the basis for the answers.	RI.3.1. Ask and answer questions to demonstrate understanding of a text, referring explicitly to the text as the basis for the answers.	Embedded within the K-5 standards.	Embedded within the K-5 standards.
Grade 4	RL.4.1. Refer to details and examples in a text when explaining what the text says explicitly and when drawing inferences from the text.	RI.4.1. Refer to details and examples in a text when explaining what the text says explicitly and when drawing inferences from the text.	Embedded within the K-5 standards.	Embedded within the K-5 standards.
Grade 5	RL.5.1. Quote accurately from a text when explaining what the text says explicitly and when drawing inferences from the text.	RI.5.1. Quote accurately from a text when explaining what the text says explicitly and when drawing inferences from the text.	Embedded within the K-5 standards.	Embedded within the K-5 standards.

California Common Core Standards Learning Progression Guide



Grade – Specific Standards for Reading Standard 1				
	RL	RI	RH	RST
Grade 6	RL.6.1. Cite textual evidence to support analysis of what the text says explicitly as well as inferences drawn from the text.	RI.6.1. Cite textual evidence to support analysis of what the text says explicitly as well as inferences drawn from the text.	RH.6-8.1. Cite specific textual evidence to support analysis of primary and secondary sources.	RST.6-8.1. Cite specific textual evidence to support analysis of science and technical texts.
Grade 7	RL.7.1. Cite several pieces of textual evidence to support analysis of what the text says explicitly as well as inferences drawn from the text.	RI.7.1. Cite several pieces of textual evidence to support analysis of what the text says explicitly as well as inferences drawn from the text.		
Grade 8	RL.8.1. Cite the textual evidence that most strongly supports an analysis of what the text says explicitly as well as inferences drawn from the text.	RI.8.1. Cite the textual evidence that most strongly supports an analysis of what the text says explicitly as well as inferences drawn from the text.		
Grade 9 - 10	RL.9-10.1. Cite strong and thorough textual evidence to support analysis of what the text says explicitly as well as inferences drawn from the text.	RI.9-10.1. Cite strong and thorough textual evidence to support analysis of what the text says explicitly as well as inferences drawn from the text.	RH.9-10.1. Cite specific textual evidence to support analysis of primary and secondary sources, attending to such features as the date and origin of the information.	RST.9-10.1. Cite specific textual evidence to support analysis of science and technical texts, attending to the precise details of explanations or descriptions.
Grade 11-12	RL.11-12.1. Cite strong and thorough textual evidence to support analysis of what the text says explicitly as well as inferences drawn from the text, including determining where the text leaves matters uncertain.	RI.11-12.1. Cite strong and thorough textual evidence to support analysis of what the text says explicitly as well as inferences drawn from the text, including determining where the text leaves matters uncertain.	RH.11-12.1. Cite specific textual evidence to support analysis of primary and secondary sources, connecting insights gained from specific details to an understanding of the text as a whole.	RST.11-12.1. Cite specific textual evidence to support analysis of science and technical texts, attending to important distinctions the author makes and to any gaps or inconsistencies in the account.
R.CCR.1	CCR Reading Anchor Standard 1: Read closely to determine what the text says explicitly and to make logical inferences from it; cite specific textual evidence when writing or speaking to support conclusions drawn from the text.			

California Common Core Standards Learning Progression Guide



Grade – Specific Standards for Reading Standard 2				
	RL	RI	RH	RST
	<i>Reading Literature</i>	<i>Reading for Informational Text</i>	<i>Literacy in History/Social Studies</i>	<i>Literacy in Science & Technical Subjects</i>
Grade K	RL.K.2. With prompting and support, retell familiar stories, including key details.	RI.K.2. With prompting and support, identify the main topic and retell key details of a text.	Embedded within the K-5 standards.	Embedded within the K-5 standards.
Grade 1	RL.1.2. Retell stories, including key details, and demonstrate understanding of their central message or lesson.	RI.1.2. Identify the main topic and retell key details of a text.	Embedded within the K-5 standards.	Embedded within the K-5 standards.
Grade 2	RL.2.2. Recount stories, including fables and folktales from diverse cultures, and determine their central message, lesson, or moral.	RI.2.2. Identify the main topic of a multi-paragraph text as well as the focus of specific paragraphs within the text.	Embedded within the K-5 standards.	Embedded within the K-5 standards.
Grade 3	RL.3.2. Recount stories, including fables, folktales, and myths from diverse cultures; determine the central message, lesson, or moral and explain how it is conveyed through key details in the text.	RI.3.2. Determine the main idea of a text; recount the key details and explain how they support the main idea.	Embedded within the K-5 standards.	Embedded within the K-5 standards.
Grade 4	RL.4.2. Determine a theme of a story, drama, or poem from details in the text; summarize the text.	RI.4.2. Determine the main idea of a text and explain how it is supported by key details; summarize the text.	Embedded within the K-5 standards.	Embedded within the K-5 standards.
Grade 5	RL.5.2. Determine a theme of a story, drama, or poem from details in the text, including how characters in a story or drama respond to challenges or how the speaker in a poem reflects upon a topic; summarize the text.	RI.5.2. Determine two or more main ideas of a text and explain how they are supported by key details; summarize the text.	Embedded within the K-5 standards.	Embedded within the K-5 standards.

California Common Core Standards Learning Progression Guide



Grade – Specific Standards for Reading Standard 2				
	RL	RI	RH	RST
Grade 6	RL.6.2. Determine a theme or central idea of a text and how it is conveyed through particular details; provide a summary of the text distinct from personal opinions or judgments.	RI.6.2 Determine a central idea of a text and how it is conveyed through particular details; provide a summary of the text distinct from personal opinions or judgments.	RH.6-8.2. Determine the central ideas or information of a primary or secondary source; provide an accurate summary of the source distinct from prior knowledge or opinions.	RST.6-8.2. Determine the central ideas or conclusions of a text; provide an accurate summary of the text distinct from prior knowledge or opinions.
Grade 7	RL.7.2. Determine a theme or central idea of a text and analyze its development over the course of the text; provide an objective summary of the text.	RI.7.2. Determine two or more central ideas in a text and analyze their development over the course of the text; provide an objective summary of the text.		
Grade 8	RL.8.2. Determine a theme or central idea of a text and analyze its development over the course of the text, including its relationship to the characters, setting, and plot; provide an objective summary of the text.	RI.8.2. Determine a central idea of a text and analyze its development over the course of the text, including its relationship to supporting ideas; provide an objective summary of the text.		
Grade 9 - 10	RL.9-10.2. Determine a theme or central idea of a text and analyze in detail its development over the course of the text, including how it emerges and is shaped and refined by specific details; provide an objective summary of the text.	RI.9-10.2. Determine a central idea of a text and analyze its development over the course of the text, including how it emerges and is shaped and refined by specific details; provide an objective summary of the text.	RH.9-10.2. Determine the central ideas or information of a primary or secondary source; provide an accurate summary of how key events or ideas develop over the course of the text.	RST.9-10.2. Determine the central ideas or conclusions of a text; trace the text's explanation or depiction of a complex process, phenomenon, or concept; provide an accurate summary of the text.
Grade 11-12	RL.11-12.2. Determine two or more themes or central ideas of a text and analyze their development over the course of the text, including how they interact and build on one another to produce a complex account; provide an objective summary of the text.	RI.11-12.2. Determine two or more central ideas of a text and analyze their development over the course of the text, including how they interact and build on one another to provide a complex analysis; provide an objective summary of the text.	RH.11-12.2. Determine the central ideas or information of a primary or secondary source; provide an accurate summary that makes clear the relationships among the key details and ideas.	RST.11-12.2. Determine the central ideas or conclusions of a text; summarize complex concepts, processes, or information presented in a text by paraphrasing them in simpler but still accurate terms.
R.CCR.2	CCR Reading Anchor Standard 2: Determine central ideas or themes of a text and analyze their development; summarize the key supporting details and ideas.			

California Common Core Standards Learning Progression Guide



Grade – Specific Standards for Reading Standard 3				
	RL	RI	RH	RST
	<i>Reading Literature</i>	<i>Reading for Informational Text</i>	<i>Literacy in History/Social Studies</i>	<i>Literacy in Science & Technical Subjects</i>
Grade K	RL.K.3. With prompting and support, identify characters, settings, and major events in a story.	RI.K.3. With prompting and support, describe the connection between two individuals, events, ideas, or pieces of information in a text.	Embedded within the K-5 standards.	Embedded within the K-5 standards.
Grade 1	RL.1.3. Describe characters, settings, and major events in a story, using key details.	RI.1.3. Describe the connection between two individuals, events, ideas, or pieces of information in a text.	Embedded within the K-5 standards.	Embedded within the K-5 standards.
Grade 2	RL.2.3. Describe how characters in a story respond to major events and challenges.	RI.2.3. Describe the connection between a series of historical events, scientific ideas or concepts, or steps in technical procedures in a text.	Embedded within the K-5 standards.	Embedded within the K-5 standards.
Grade 3	RL.3.3. Describe characters in a story (e.g., their traits, motivations, or feelings) and explain how their actions contribute to the sequence of events.	RI.3.3. Describe the relationship between a series of historical events, scientific ideas or concepts, or steps in technical procedures in a text, using language that pertains to time, sequence, and cause/effect.	Embedded within the K-5 standards.	Embedded within the K-5 standards.
Grade 4	RL.4.3. Describe in depth a character, setting, or event in a story or drama, drawing on specific details in the text (e.g., a character's thoughts, words, or actions).	RI.4.3. Explain events, procedures, ideas, or concepts in a historical, scientific, or technical text, including what happened and why, based on specific information in the text.	Embedded within the K-5 standards.	Embedded within the K-5 standards.
Grade 5	RL.5.3. Compare and contrast two or more characters, settings, or events in a story or drama, drawing on specific details in the text (e.g., how characters interact).	RI.5.3. Explain the relationships or interactions between two or more individuals, events, ideas, or concepts in a historical, scientific, or technical text based on specific information in the text.	Embedded within the K-5 standards.	Embedded within the K-5 standards.

California Common Core Standards Learning Progression Guide



Grade – Specific Standards for Reading Standard 3				
	RL	RI	RH	RST
Grade 6	RL.6.3. Describe how a particular story's or drama's plot unfolds in a series of episodes as well as how the characters respond or change as the plot moves toward a resolution.	RI.6.3. Analyze in detail how a key individual, event, or idea is introduced, illustrated, and elaborated in a text (e.g., through examples or anecdotes).	RH.6-8.3. Identify key steps in a text's description of a process related to history/social studies (e.g., how a bill becomes law, how interest rates are raised or lowered).	RST.6-8.3. Follow precisely a multistep procedure when carrying out experiments, taking measurements, or performing technical tasks.
Grade 7	RL.7.3. Analyze how particular elements of a story or drama interact (e.g., how setting shapes the characters or plot).	RI.7.3. Analyze the interactions between individuals, events, and ideas in a text (e.g., how ideas influence individuals or events, or how individuals influence ideas or events).		
Grade 8	RL.8.3. Analyze how particular lines of dialogue or incidents in a story or drama propel the action, reveal aspects of a character, or provoke a decision.	RI.8.3. Analyze how a text makes connections among and distinctions between individuals, ideas, or events (e.g., through comparisons, analogies, or categories).		
Grade 9 - 10	RL.9-10.3. Analyze how complex characters (e.g., those with multiple or conflicting motivations) develop over the course of a text, interact with other characters, and advance the plot or develop the theme.	RI.9-10.3. Analyze how the author unfolds an analysis or series of ideas or events, including the order in which the points are made, how they are introduced and developed, and the connections that are drawn between them.	RH.9-10.3. Analyze in detail a series of events described in a text; determine whether earlier events caused later ones or simply preceded them.	RST.9-10.3. Follow precisely a complex multistep procedure when carrying out experiments, taking measurements, or performing technical tasks, attending to special cases or exceptions defined in the text.
Grade 11-12	RL.11-12.3. Analyze the impact of the author's choices regarding how to develop and relate elements of a story or drama (e.g., where a story is set, how the action is ordered, how the characters/archetypes are introduced and developed).	RI.11-12.3. Analyze a complex set of ideas or sequence of events and explain how specific individuals, ideas, or events interact and develop over the course of the text.	RH.11-12.3. Evaluate various explanations for actions or events and determine which explanation best accords with textual evidence, acknowledging where the text leaves matters uncertain.	RST.11-12.3. Follow precisely a complex multistep procedure when carrying out experiments, taking measurements, or performing technical tasks; analyze the specific results based on explanations in the text.
R.CCR.3	CCR Reading Anchor Standard 3: Analyze how and why individuals, events, and ideas develop and interact over the course of a text.			

California Common Core Standards Learning Progression Guide



Grade – Specific Standards for Reading Standard 4				
	RL	RI	RH	RST
	<i>Reading Literature</i>	<i>Reading for Informational Text</i>	<i>Literacy in History/Social Studies</i>	<i>Literacy in Science & Technical Subjects</i>
Grade K	RL.K.4. Ask and answer questions about unknown words in a text. (See grade K Language standards 4-6 for additional expectations.)	RI.K.4. With prompting and support, ask and answer questions about unknown words in a text. (See grade K Language standards 4-6 for additional expectations.)	Embedded within the K-5 standards.	Embedded within the K-5 standards.
Grade 1	RL.1.4. Identify words and phrases in stories or poems that suggest feelings or appeal to the senses. (See grade 1 Language standards 4-6 for additional expectations.)	RI.1.4. Ask and answer questions to help determine or clarify the meaning of words and phrases in a text. (See grade 1 Language standards 4-6 for additional expectations.)	Embedded within the K-5 standards.	Embedded within the K-5 standards.
Grade 2	RL.2.4. Describe how words and phrases (e.g., regular beats, alliteration, rhymes, repeated lines) supply rhythm and meaning in a story, poem, or song. (See grade 2 Language standards 4-6 for additional expectations.)	RI.2.4. Determine the meaning of words and phrases in a text relevant to a grade 2 topic or subject area. (See grade 2 Language standards 4-6 for additional expectations.)	Embedded within the K-5 standards.	Embedded within the K-5 standards.
Grade 3	RL.3.4. Determine the meaning of words and phrases as they are used in a text, distinguishing literal from non-literal language. (See grade 3 Language standards 4-6 for additional expectations.)	RI.3.4. Determine the meaning of general academic and domain-specific words and phrases in a text relevant to a grade 3 topic or subject area. (See grade 3 Language standards 4-6 for additional expectations.)	Embedded within the K-5 standards.	Embedded within the K-5 standards.
Grade 4	RL.4.4. Determine the meaning of words and phrases as they are used in a text, including those that allude to significant characters found in mythology (e.g., Herculean). (See grade 4 Language standards 4-6 for additional expectations.)	RI.4.4. Determine the meaning of general academic and domain-specific words or phrases in a text relevant to a grade 4 topic or subject area. (See grade 4 Language standards 4-6 for additional expectations.)	Embedded within the K-5 standards.	Embedded within the K-5 standards.
Grade 5	RL.5.4. Determine the meaning of words and phrases as they are used in a text, including figurative language such as metaphors and similes. (See grade 5 Language standards 4-6 for additional expectations.)	RI.5.4. Determine the meaning of general academic and domain-specific words and phrases in a text relevant to a grade 5 topic or subject area. (See grade 5 Language standards 4-6 for additional expectations.)	Embedded within the K-5 standard	Embedded within the K-5 standard

California Common Core Standards Learning Progression Guide



Grade – Specific Standards for Reading Standard 4				
	RL	RI	RH	RST
Grade 6	RL.6.4. Determine the meaning of words and phrases as they are used in a text, including figurative and connotative meanings; analyze the impact of a specific word choice on meaning and tone. (See grade 6 Language standards 4-6 for additional expectations.)	RI.6.4. Determine the meaning of words and phrases as they are used in a text, including figurative, connotative, and technical meanings. (See grade 6 Language standards 4-6 for additional expectations.)	RH.6-8.4. Determine the meaning of words and phrases as they are used in a text, including vocabulary specific to domains related to history/ social studies.	RST.6-8.4. Determine the meaning of symbols, key terms, and other domain-specific words and phrases as they are used in a specific scientific or technical context relevant to grades 6–8 texts and topics.
Grade 7	RL.7.4. Determine the meaning of words and phrases as they are used in a text, including figurative and connotative meanings; analyze the impact of rhymes and other repetitions of sounds (e.g., alliteration) on a specific verse or stanza of a poem or section of a story or drama. (See grade 7 Language standards 4-6 for additional expectations.)	RI.7.4. Determine the meaning of words and phrases as they are used in a text, including figurative, connotative, and technical meanings; analyze the impact of a specific word choice on meaning and tone. (See grade 7 Language standards 4-6 for additional expectations.)		
Grade 8	RL.8.4. Determine the meaning of words and phrases as they are used in a text, including figurative and connotative meanings; analyze the impact of specific word choices on meaning and tone, including analogies or allusions to other texts. (See grade 8 Language standards 4-6 for additional expectations.)	RI.8.4. Determine the meaning of words and phrases as they are used in a text, including figurative, connotative, and technical meanings; analyze the impact of specific word choices on meaning and tone, including analogies or allusions to other texts. (See grade 8 Language standards 4-6 for additional expectations.)		
Grade 9 - 10	RL.9-10.4. Determine the meaning of words and phrases as they are used in the text, including figurative and connotative meanings; analyze the cumulative impact of specific word choices on meaning and tone (e.g., how the language evokes a sense of time and place; how it sets a formal or informal tone). (See grade 9/10 Language standards 4-6 for additional expectations.)	RI.9-10.4. Determine the meaning of words and phrases as they are used in a text, including figurative, connotative, and technical meanings; analyze the cumulative impact of specific word choices on meaning and tone (e.g., how the language of a court opinion differs from that of a newspaper). (See grade 9/10 Language standards 4-6 for additional expectations.)	RH.9-10.4. Determine the meaning of words and phrases as they are used in a text, including vocabulary describing political, social, or economic aspects of history/social science.	RST.9-10.4. Determine the meaning of symbols, key terms, and other domain-specific words and phrases as they are used in a specific scientific or technical context relevant to grades 9–10 texts and topics.
Grade 11-12	RL.11-12.4. Determine the meaning of words and phrases as they are used in the text, including figurative and connotative meanings; analyze the impact of specific word choices on meaning and tone, including words with multiple meanings or language that is particularly fresh, engaging, or beautiful. (Include Shakespeare as well as other authors.) (See grade 11/12 Language standards 4-6 for additional expectations.)	RI.11-12.4. Determine the meaning of words and phrases as they are used in a text, including figurative, connotative, and technical meanings; analyze how an author uses and refines the meaning of a key term or terms over the course of a text (e.g., how Madison defines <i>faction</i> in <i>Federalist</i> No. 10). (See grade 11/12 Language standards 4-6 for additional expectations.)	RH.11-12.4. Determine the meaning of words and phrases as they are used in a text, including analyzing how an author uses and refines the meaning of a key term over the course of a text (e.g., how Madison defines <i>faction</i> in <i>Federalist</i> No. 10).	RST.11-12.4. Determine the meaning of symbols, key terms, and other domain-specific words and phrases as they are used in a specific scientific or technical context relevant to grades 11–12 texts and topics.
R.CCR.4	CCR Reading Anchor Standard 4: Interpret words and phrases as they are used in a text, including determining technical, connotative, and figurative meanings, and analyze how specific word choices shape meaning or tone.			

California Common Core Standards Learning Progression Guide



Grade – Specific Standards for Reading Standard 5				
	RL	RI	RH	RST
	<i>Reading Literature</i>	<i>Reading for Informational Text</i>	<i>Literacy in History/Social Studies</i>	<i>Literacy in Science & Technical Subjects</i>
Grade K	RL.K.5. Recognize common types of texts (e.g., storybooks, poems, fantasy, realistic text).	RI.K.5. Identify the front cover, back cover, and title page of a book.	Embedded within the K-5 standard	Embedded within the K-5 standard
Grade 1	RL.1.5. Explain major differences between books that tell stories and books that give information, drawing on a wide reading of a range of text types.	RI.1.5. Know and use various text structures (e.g., sequence) and text features (e.g., headings, tables of contents, glossaries, electronic menus, icons) to locate key facts or information in a text.	Embedded within the K-5 standard	Embedded within the K-5 standard
Grade 2	RL.2.5. Describe the overall structure of a story, including describing how the beginning introduces the story and the ending concludes the action.	RI.2.5. Know and use various text features (e.g., captions, bold print, subheadings, glossaries, indexes, electronic menus, icons) to locate key facts or information in a text efficiently.	Embedded within the K-5 standard	Embedded within the K-5 standard
Grade 3	RL.3.5 Refer to parts of stories, dramas, and poems when writing or speaking about a text, using terms such as chapter, scene, and stanza; describe how each successive part builds on earlier sections.	RI.3.5. Use text features and search tools (e.g., key words, sidebars, hyperlinks) to locate information relevant to a given topic efficiently.	Embedded within the K-5 standard	Embedded within the K-5 standard
Grade 4	RL.4.5. Explain major differences between poems, drama, and prose, and refer to the structural elements of poems (e.g., verse, rhythm, meter) and drama (e.g., casts of characters, settings, descriptions, dialogue, stage directions) when writing or speaking about a text.	RI.4.5. Describe the overall structure (e.g., chronology, comparison, cause/effect, problem/solution) of events, ideas, concepts, or information in a text or part of a text.	Embedded within the K-5 standard	Embedded within the K-5 standard
Grade 5	RL.5.5. Explain how a series of chapters, scenes, or stanzas fits together to provide the overall structure of a particular story, drama, or poem.	RI.5.5. Compare and contrast the overall structure (e.g., chronology, comparison, cause/effect, problem/solution) of events, ideas, concepts, or information in two or more texts.	Embedded within the K-5 standard	Embedded within the K-5 standard

California Common Core Standards Learning Progression Guide



Grade – Specific Standards for Reading Standard 5				
	RL	RI	RH	RST
Grade 6	RL.6.5. Analyze how a particular sentence, chapter, scene, or stanza fits into the overall structure of a text and contributes to the development of the theme, setting, or plot.	RI.6.5. Analyze how a particular sentence, paragraph, chapter, or section fits into the overall structure of a text and contributes to the development of the ideas. A. Analyze the use of text features (e.g., graphics, headers, captions) in popular media.	RH.6-8.5. Describe how a text presents information (e.g., sequentially, comparatively, causally).	RST.6-8.5. Analyze the structure an author uses to organize a text, including how the major sections contribute to the whole and to an understanding of the topic.
Grade 7	RL.7.5. Analyze how a drama’s or poem’s form or structure (e.g., soliloquy, sonnet) contributes to its meaning.	RI.7.5. Analyze the structure an author uses to organize a text, including how the major sections contribute to the whole and to the development of the ideas. A. Analyze the use of text features (e.g., graphics, headers, captions) in public documents.		
Grade 8	RL.8.5. Compare and contrast the structure of two or more texts and analyze how the differing structure of each text contributes to its meaning and style.	RI.8.5. Analyze in detail the structure of a specific paragraph in a text, including the role of particular sentences in developing and refining a key concept. A. Analyze the use of text features (e.g., graphics, headers, captions) in consumer materials.		
Grade 9 - 10	RL.9-10.5. Analyze how an author’s choices concerning how to structure a text, order events within it (e.g., parallel plots), and manipulate time (e.g., pacing, flashbacks) create such effects as mystery, tension, or surprise.	RI.9-10.5. Analyze in detail how an author’s ideas or claims are developed and refined by particular sentences, paragraphs, or larger portions of a text (e.g., a section or chapter). A. Analyze the use of text features (e.g., graphics, headers, captions) in functional workplace documents.	RH.9-10.5. Analyze how a text uses structure to emphasize key points or advance an explanation or analysis.	RST.9-10.5. Analyze the structure of the relationships among concepts in a text, including relationships among key terms (e.g., force, friction, reaction force, energy).
Grade 11-12	RL.11-12.5. Analyze how an author’s choices concerning how to structure specific parts of a text (e.g., the choice of where to begin or end a story, the choice to provide a comedic or tragic resolution) contribute to its overall structure and meaning as well as its aesthetic impact.	RI.11-12.5. Analyze and evaluate the effectiveness of the structure an author uses in his or her exposition or argument, including whether the structure makes points clear, convincing, & engaging. A. Analyze the use of text features (e.g., graphics, headers, captions) in public documents.	RH.11-12.5. Analyze in detail how a complex primary source is structured, including how key sentences, paragraphs, and larger portions of the text contribute to the whole.	RST.11-12.5. Analyze how the text structures information or ideas into categories or hierarchies, demonstrating understanding of the information or ideas.
R.CCR.5	CCR Reading Anchor Standard 5: Analyze the structure of texts, including how specific sentences, paragraphs, and larger portions of the text (e.g., a section, chapter, scene, or stanza) relate to each other and the whole.			

California Common Core Standards Learning Progression Guide



Grade – Specific Standards for Reading Standard 6				
	RL	RI	RH	RST
	<i>Reading Literature</i>	<i>Reading for Informational Text</i>	<i>Literacy in History/Social Studies</i>	<i>Literacy in Science & Technical Subjects</i>
Grade K	RL.K.6. With prompting and support, name the author and illustrator of a story and define the role of each in telling the story.	RI.K.6. Name the author and illustrator of a text and define the role of each in presenting the ideas or information in a text.	Embedded within the K-5 standard	Embedded within the K-5 standard
Grade 1	RL.1.6. Identify who is telling the story at various points in a text.	RI.1.6. Distinguish between information provided by pictures or other illustrations and information provided by the words in a text.	Embedded within the K-5 standard	Embedded within the K-5 standard
Grade 2	RL.2.6. Acknowledge differences in the points of view of characters, including by speaking in a different voice for each character when reading dialogue aloud.	RI.2.6. Identify the main purpose of a text, including what the author wants to answer, explain, or describe.	Embedded within the K-5 standard	Embedded within the K-5 standard
Grade 3	RL.3.6. Distinguish their own point of view from that of the narrator or those of the characters.	RI.3.6. Distinguish their own point of view from that of the author of a text.	Embedded within the K-5 standard	Embedded within the K-5 standard
Grade 4	RL.4.6. Compare and contrast the point of view from which different stories are narrated, including the difference between first- and third-person narrations.	RI.4.6. Compare and contrast a firsthand and secondhand account of the same event or topic; describe the differences in focus and the information provided.	Embedded within the K-5 standard	Embedded within the K-5 standard
Grade 5	RL.5.6. Describe how a narrator's or speaker's point of view influences how events are described.	RI.5.6. Analyze multiple accounts of the same event or topic, noting important similarities and differences in the point of view they represent.	Embedded within the K-5 standard	Embedded within the K-5 standard

California Common Core Standards Learning Progression Guide



Grade – Specific Standards for Reading Standard 6				
	RL	RI	RH	RST
Grade 6	RL.6.6. Explain how an author develops the point of view of the narrator or speaker in a text.	RI.6.6. Determine an author's point of view or purpose in a text and explain how it is conveyed in the text.	RH.6-8.6. Identify aspects of a text that reveal an author's point of view or purpose (e.g., loaded language, inclusion or avoidance of particular facts).	RST.6-8.6. Analyze the author's purpose in providing an explanation, describing a procedure, or discussing an experiment in a text.
Grade 7	RL.7.6. Analyze how an author develops and contrasts the points of view of different characters or narrators in a text.	RI.7.6. Determine an author's point of view or purpose in a text and analyze how the author distinguishes his or her position from that others.		
Grade 8	RL.8.6. Analyze how differences in the points of view of the characters and the audience or reader (e.g., created through the use of dramatic irony) create such effects as suspense or humor.	RI.8.6. Determine an author's point of view or purpose in a text and analyze how the author acknowledges and responds to conflicting evidence or viewpoints.		
Grade 9 - 10	RL.9-10.6. Analyze a particular point of view or cultural experience reflected in a work of literature from outside the United States, drawing on a wide reading of world literature.	RI.9-10.6. Determine an author's point of view or purpose in a text and analyze how an author uses rhetoric to advance that point of view or purpose.	RH.9-10.6. Compare the point of view of two or more authors for how they treat the same or similar topics, including which details they include and emphasize in their respective accounts.	RST.9-10.6. Analyze the author's purpose in providing an explanation, describing a procedure, or discussing an experiment in a text, defining the question the author seeks to address.
Grade 11-12	RL.11-12.6. Analyze a case in which grasping a point of view requires distinguishing what is directly stated in a text from what is really meant (e.g., satire, sarcasm, irony, or understatement).	RI.11-12.6. Determine an author's point of view or purpose in a text and analyze how an author uses rhetoric to advance that point of view or purpose.	RH.11-12.6. Evaluate authors' differing points of view on the same historical event or issue by assessing the authors' claims, reasoning, and evidence.	RST.11-12.6. Analyze the author's purpose in providing an explanation, describing a procedure, or discussing an experiment in a text, identifying important issues that remain unresolved.
R.CCR.6	CCR Reading Anchor Standard 6: Assess how point of view or purpose shapes the content and style of a text.			

California Common Core Standards Learning Progression Guide



Grade – Specific Standards for Reading Standard 7				
	RL	RI	RH	RST
	<i>Reading Literature</i>	<i>Reading for Informational Text</i>	<i>Literacy in History/Social Studies</i>	<i>Literacy in Science & Technical Subjects</i>
Grade K	RL.K.7. With prompting and support, describe the relationship between illustrations and the story in which they appear (e.g., what moment in a story an illustration depicts).	RI.K.7. With prompting and support, describe the relationship between illustrations and the text in which they appear (e.g., what person, place, thing, or idea in the text an illustration depicts).	Embedded within the K-5 standard	Embedded within the K-5 standard
Grade 1	RL.1.7. Use illustrations and details in a story to describe its characters, setting, or events.	RI.1.7. Use the illustrations and details in a text to describe its key ideas.	Embedded within the K-5 standard	Embedded within the K-5 standard
Grade 2	RL.2.7. Use information gained from the illustrations and words in a print or digital text to demonstrate understanding of its characters, setting, or plot.	RI.2.7. Explain how specific images (e.g., a diagram showing how a machine works) contribute to and clarify a text.	Embedded within the K-5 standard	Embedded within the K-5 standard
Grade 3	RL.3.7. explain how specific aspects of a text's illustrations contribute to what is conveyed by the words in a story (e.g., create mood, emphasize aspects of a character or setting).	RI.3.7. Use information gained from illustrations (e.g., maps, photographs) and the words in a text to demonstrate understanding of the text (e.g., where, when, why, and how key events occur).	Embedded within the K-5 standard	Embedded within the K-5 standard
Grade 4	RL.4.7. Make connections between the text of a story or drama and a visual or oral presentation of the text, identifying where each version reflects specific descriptions and directions in the text.	RI.4.7. Interpret information presented visually, orally, or quantitatively (e.g., in charts, graphs, diagrams, time lines, animations, or interactive elements on Web pages) and explain how the information contributes to an understanding of the text in which it appears.	Embedded within the K-5 standard	Embedded within the K-5 standard
Grade 5	RL.5.7. Analyze how visual and multimedia elements contribute to the meaning, tone, or beauty of a text (e.g., graphic novel, multimedia presentation of fiction, folktale, myth, poem).	RI.5.7. Draw on information from multiple print or digital sources, demonstrating the ability to locate an answer to a question quickly or to solve a problem efficiently.	Embedded within the K-5 standard	Embedded within the K-5 standard

California Common Core Standards Learning Progression Guide



Grade – Specific Standards for Reading Standard 7				
	RL	RI	RH	RST
Grade 6	RL.6.7. Compare and contrast the experience of reading a story, drama, or poem to listening to or viewing an audio, video, or live version of the text, including contrasting what they “see” and “hear” when reading the text to what they perceive when they listen or watch.	RI.6.7. Integrate information presented in different media or formats (e.g., visually, quantitatively) as well as in words to develop a coherent understanding of a topic or issue.	RH.6-8.7. Integrate visual information (e.g., in charts, graphs, photographs, videos, or maps) with other information in print and digital texts.	RST.6-8.7. Integrate quantitative or technical information expressed in words in a text with a version of that information expressed visually (e.g., in a flowchart, diagram, model, graph, or table).
Grade 7	RL.7.7. Compare and contrast a written story, drama, or poem to its audio, filmed, staged, or multimedia version, analyzing the effects of techniques unique to each medium (e.g., lighting, sound, color, or camera focus and angles in a film).	RI.7.7. Compare and contrast a text to an audio, video, or multimedia version of the text, analyzing each medium’s portrayal of the subject (e.g., how the delivery of a speech affects the impact of the words).		
Grade 8	RL.8.7. Analyze the extent to which a filmed or live production of a story or drama stays faithful to or departs from the text or script, evaluating the choices made by the director or actors.	RI.8.7. Evaluate the advantages and disadvantages of using different mediums (e.g., print or digital text, video, multimedia) to present a particular topic or idea.		
Grade 9 - 10	RL.9-10.7. Analyze the representation of a subject or a key scene in two different artistic mediums, including what is emphasized or absent in each treatment (e.g., Auden’s “Musée des Beaux Arts” and Breughel’s Landscape with the Fall of Icarus).	RI.9-10.7. Analyze various accounts of a subject told in different mediums (e.g., a person’s life story in both print and multimedia), determining which details are emphasized in each account.	RH.9-10.7. Integrate quantitative or technical analysis (e.g., charts, research data) with qualitative analysis in print or digital text.	RST.9-10.7. Translate quantitative or technical information expressed in words in a text into visual form (e.g., a table or chart) and translate information expressed visually or mathematically (e.g., in an equation) into words.
Grade 11-12	RL.11-12.7. Analyze multiple interpretations of a story, drama, or poem (e.g., recorded or live production of a play or recorded novel or poetry), evaluating how each version interprets the source text. (Include at least one play by Shakespeare and one play by an American dramatist.)	RI.11-12.7. Integrate and evaluate multiple sources of information presented in different media or formats (e.g., visually, quantitatively) as well as in words in order to address a question or solve a problem.	RH.11-12.7. Integrate and evaluate multiple sources of information presented in diverse formats and media (e.g., visually, quantitatively, as well as in words) in order to address a question or solve a problem.	RST.11-12.7. Integrate and evaluate multiple sources of information presented in diverse formats and media (e.g., quantitative data, video, multimedia) in order to address a question or solve a problem.
R.CCR.7	CCR Reading Anchor Standard 7: Integrate and evaluate content presented in diverse media and formats, including visually and quantitatively, as well as in words. <i>Please see “Research to Build and Present Knowledge” in Writing and “Comprehension and Collaboration” in Speaking and Listening for additional standards relevant to gathering, assessing, and applying information from print and digital sources.</i>			

California Common Core Standards Learning Progression Guide



Grade – Specific Standards for Reading Standard 8				
	RL	RI	RH	RST
	<i>Reading Literature</i>	<i>Reading for Informational Text</i>	<i>Literacy in History/Social Studies</i>	<i>Literacy in Science & Technical Subjects</i>
Grade K	Standard is Not applicable To Reading Literature	RI.K.8. With prompting and support, identify the reasons an author gives to support points in a text.	Embedded within the K-5 standard	Embedded within the K-5 standard
Grade 1	Standard is Not applicable To Reading Literature	RI.1.8. Identify the reasons an author gives to support points in a text.	Embedded within the K-5 standard	Embedded within the K-5 standard
Grade 2	Standard is Not applicable To Reading Literature	RI.2.8. Describe how reasons support specific points the author makes in a text.	Embedded within the K-5 standard	Embedded within the K-5 standard
Grade 3	Standard is Not applicable To Reading Literature	RI.3.8. Describe the logical connection between particular sentences and paragraphs in a text (e.g., comparison, cause/effect, first/second/third in a sequence).	Embedded within the K-5 standard	Embedded within the K-5 standard
Grade 4	Standard is Not applicable To Reading Literature	RI.4.8. Explain how an author uses reasons and evidence to support particular points in a text.	Embedded within the K-5 standard	Embedded within the K-5 standard
Grade 5	Standard is Not applicable To Reading Literature	RI.5.8. Explain how an author uses reasons and evidence to support particular points in a text, identifying which reasons and evidence support which point(s).	Embedded within the K-5 standard	Embedded within the K-5 standard

California Common Core Standards Learning Progression Guide



Grade – Specific Standards for Reading Standard 8				
	RL	RI	RH	RST
Grade 6	<i>Standard is Not applicable To Reading Literature</i>	RI.6.8. Trace and evaluate the argument and specific claims in a text, distinguishing claims that are supported by reasons and evidence from claims that are not.	RH.6-8.8. Distinguish among fact, opinion, and reasoned judgment in a text.	RST.6-8.8. Distinguish among facts, reasoned judgment based on research findings, and speculation in a text.
Grade 7	<i>Standard is Not applicable To Reading Literature</i>	RI.7.8. Trace and evaluate the argument and specific claims in a text, assessing whether the reasoning is sound and the evidence is relevant and sufficient to support the claims.		
Grade 8	<i>Standard is Not applicable To Reading Literature</i>	RI.8.8. Delineate and evaluate the argument and specific claims in a text, assessing whether the reasoning is sound and the evidence is relevant and sufficient; recognize when irrelevant evidence is introduced.		
Grade 9 - 10	<i>Standard is Not applicable To Reading Literature</i>	RI.9-10.8. Delineate and evaluate the argument and specific claims in a text, assessing whether the reasoning is valid and the evidence is relevant and sufficient; identify false statements and fallacious reasoning.	RH.9-10.8. Assess the extent to which the reasoning and evidence in a text support the author's claims.	RST.9-10.8. Assess the extent to which the reasoning and evidence in a text support the author's claim or a recommendation for solving a scientific or technical problem.
Grade 11-12	<i>Standard is Not applicable To Reading Literature</i>	RI.11-12.8. Delineate and evaluate the reasoning in seminal U.S. texts, including the application of constitutional principles and use of legal reasoning (e.g., in U.S. Supreme Court majority opinions and dissents) and the premises, purposes, and arguments in works of public advocacy (e.g., <i>The Federalist</i> , presidential addresses).	RH.11-12.8. Evaluate an author's premises, claims, and evidence by corroborating or challenging them with other information.	RST.11-12.8. Evaluate the hypotheses, data, analysis, and conclusions in a science or technical text, verifying the data when possible and corroborating or challenging conclusions with other sources of information.
R.CCR.8	CCR Reading Anchor Standard 8: Delineate and evaluate the argument and specific claims in a text, including the validity of the reasoning as well as the relevance and sufficiency of the evidence.			

California Common Core Standards Learning Progression Guide



Grade – Specific Standards for Reading Standard 9				
	RL	RI	RH	RST
	<i>Reading Literature</i>	<i>Reading for Informational Text</i>	<i>Literacy in History/Social Studies</i>	<i>Literacy in Science & Technical Subjects</i>
Grade K	RL.K.9. With prompting and support, compare and contrast the adventures and experiences of characters in familiar stories.	RI.K.9. With prompting and support, identify basic similarities in and differences between two texts on the same topic (e.g., in illustrations, descriptions, or procedures).	Embedded within the K-5 standard	Embedded within the K-5 standard
Grade 1	RL.1.9. Compare and contrast the adventures and experiences of characters in stories.	RI.1.9. Identify basic similarities in and differences between two texts on the same topic (e.g., in illustration, descriptions, or procedures).	Embedded within the K-5 standard	Embedded within the K-5 standard
Grade 2	RL.2.9. Compare and contrast two or more versions of the same story (e.g., Cinderella stories) by different authors or from different cultures.	RI.2.9. Compare and contrast the most important points presented by two texts on the same topic.	Embedded within the K-5 standard	Embedded within the K-5 standard
Grade 3	RL.3.9. Compare and contrast the themes, settings, and plots of stories written by the same author about the same or similar characters (e.g., in books from a series).	RI.3.9. Compare and contrast the most important points and key details presented in two texts on the same topic.	Embedded within the K-5 standard	Embedded within the K-5 standard
Grade 4	RL.4.9. Compare and contrast the treatment of similar themes and topics (e.g., opposition of good and evil) and patterns of events (e.g., the quest) in stories, myths, and traditional literature from different cultures.	RI.4.9. Integrate information from two texts on the same topic in order to write or speak about the subject knowledgeably.	Embedded within the K-5 standard	Embedded within the K-5 standard
Grade 5	RL.5.9. Compare and contrast stories in the same genre (e.g., mysteries and adventure stories) on their approaches to similar themes and topics.	RI.5.9. Integrate information from several texts on the same topic in order to write or speak about the subject knowledgeably.	Embedded within the K-5 standard	Embedded within the K-5 standard

California Common Core Standards Learning Progression Guide



Grade – Specific Standards for Reading Standard 9				
	RL	RI	RH	RST
Grade 6	RL.6.9. Compare and contrast texts in different forms or genres (e.g., stories and poems; historical novels and fantasy stories) in terms of their approaches to similar themes and topics.	RI.6.9. Compare and contrast one author’s presentation of events with that of another (e.g., a memoir written by and a biography on the same person).	RH.6-8.9. Analyze the relationship between a primary and secondary source on the same topic.	RST.6-8.9. Compare and contrast the information gained from experiments, simulations, video, or multimedia sources with that gained from reading a text on the same topic.
Grade 7	RL.7.9. Compare and contrast a fictional portrayal of a time, place, or character and a historical account of the same period as a means of understanding how authors of fiction use or alter history.	RI.7.9. Analyze how two or more authors writing about the same topic shape their presentations of key information by emphasizing different evidence or advancing different interpretations of facts.		
Grade 8	RL.8.9. Analyze how a modern work of fiction draws on themes, patterns of events, or character types from myths, traditional stories, or religious works such as the Bible, including describing how the material is rendered new.	RI.8.9. Analyze a case in which two or more texts provide conflicting information on the same topic and identify where the texts disagree on matters of fact or interpretation.		
Grade 9 - 10	RL.9-10.9. Analyze how an author draws on and transforms source material in a specific work (e.g., how Shakespeare treats a theme or topic from Ovid or the Bible or how a later author draws on a play by Shakespeare).	RI.9-10.9. Analyze seminal U.S. documents of historical and literary significance (e.g., Washington’s Farewell Address, the Gettysburg Address, Roosevelt’s Four Freedoms speech, King’s “Letter from Birmingham Jail”), including how they address related themes and concepts.	RH.9-10.9. Compare and contrast treatments of the same topic in several primary and secondary sources.	RST.9-10.9. Compare and contrast findings presented in a text to those from other sources (including their own experiments), noting when the findings support or contradict previous explanations or accounts.
Grade 11-12	RL.11-12.9. Demonstrate knowledge of eighteenth-, nineteenth- and early-twentieth-century foundational works of American literature, including how two or more texts from the same period treat similar themes or topics.	RI.11-12.9. Analyze seventeenth-, eighteenth-, and nineteenth-century foundational U.S. documents of historical and literary significance (including The Declaration of Independence, the Preamble to the Constitution, the Bill of Rights, and Lincoln’s Second Inaugural Address) for their themes, purposes, and rhetorical features.	RH.11-12.9. Integrate information from diverse sources, both primary and secondary, into a coherent understanding of an idea or event, noting discrepancies among sources.	RST.11-12.9. Synthesize information from a range of sources (e.g., texts, experiments, simulations) into a coherent understanding of a process, phenomenon, or concept, resolving conflicting information when possible.
R.CCR.9	CCR Reading Anchor Standard 9: Analyze how two or more texts address similar themes or topics in order to build knowledge or to compare the approaches the authors take.			

California Common Core Standards Learning Progression Guide



Grade – Specific Standards for Reading Standard 10				
	RL	RI	RH	RST
	<i>Reading Literature</i>	<i>Reading for Informational Text</i>	<i>Literacy in History/Social Studies</i>	<i>Literacy in Science & Technical Subjects</i>
Grade K	RL.K.10. Actively engage in group reading activities with purpose and understanding. A. Activate prior knowledge related to the information and events in texts. B. Use illustrations and context to make predictions about text.	RI.K.10 Actively engage in group reading activities with purpose and understanding. A. Activate prior knowledge related to the information and events in texts. B. Use illustrations and context to make predictions about text.	Embedded within the K-5 standard	Embedded within the K-5 standard
Grade 1	RL.1.10. With prompting and support, read prose and poetry of appropriate complexity for grade 1. A. Activate prior knowledge related to the information and events in a text. B. Confirm predictions about what will happen next in a text.	RI.1.10. With prompting and support, read informational texts appropriately complex for grade 1. A. Activate prior knowledge related to the information and events in a text. B. Confirm predictions about what will happen next in a text.	Embedded within the K-5 standard	Embedded within the K-5 standard
Grade 2	RL.2.10. By the end of the year, read and comprehend literature, including stories and poetry, in the grades 2–3 text complexity band proficiently, with scaffolding as needed at the high end of the range.	RI.2.10. By the end of year, read and comprehend informational texts, including history/social studies, science, and technical texts, in the grades 2–3 text complexity band proficiently, with scaffolding as needed at the high end of the range.	Embedded within the K-5 standard	Embedded within the K-5 standard
Grade 3	RL.3.10. By the end of the year, read and comprehend literature, including stories, dramas, and poetry, at the high end of the grades 2–3 text complexity band independently and proficiently.	RI.3.10. By the end of the year, read and comprehend informational texts, including history/social studies, science, and technical texts, at the high end of the grades 2–3 text complexity band independently and proficiently.	Embedded within the K-5 standard	Embedded within the K-5 standard
Grade 4	RL.4.10. By the end of the year, read and comprehend literature, including stories, dramas, and poetry, in the grades 4–5 text complexity band proficiently, with scaffolding as needed at the high end of the range.	RI.4.10. By the end of year, read and comprehend informational texts, including history/social studies, science, and technical texts, in the grades 4–5 text complexity band proficiently, with scaffolding as needed at the high end of the range.	Embedded within the K-5 standard	Embedded within the K-5 standard
Grade 5	RL.5.10. By the end of the year, read and comprehend literature, including stories, dramas, and poetry, at the high end of the grades 4–5 text complexity band independently and proficiently.	RI.5.10. By the end of the year, read and comprehend informational texts, including history/social studies, science, and technical texts, at the high end of the grades 4–5 text complexity band independently and proficiently.	Embedded within the K-5 standard	Embedded within the K-5 standard

California Common Core Standards Learning Progression Guide



Grade – Specific Standards for Reading Standard 10				
	RL	RI	RH	RST
Grade 6	RL.6.10. By the end of the year, read and comprehend literature, including stories, dramas, and poems, in the grades 6–8 text complexity band proficiently, with scaffolding as needed at the high end of the range.	RI.6.10. By the end of the year, read and comprehend literary nonfiction in the grades 6–8 text complexity band proficiently, with scaffolding as needed at the high end of the range.	RH.6-8.10. By the end of grade 8, read and comprehend history/social studies texts in the grades 6–8 text complexity band independently and proficiently.	RST.6-8.10. By the end of grade 8, read and comprehend science/technical texts in the grades 6–8 text complexity band independently and proficiently.
Grade 7	RL.7.10. By the end of the year, read and comprehend literature, including stories, dramas, and poems, in the grades 6–8 text complexity band proficiently, with scaffolding as needed at the high end of the range.	RI.7.10. By the end of the year, read and comprehend literary nonfiction in the grades 6–8 text complexity band proficiently, with scaffolding as needed at the high end of the range.		
Grade 8	RL.8.10. By the end of the year, read and comprehend literature, including stories, dramas, and poems, at the high end of grades 6–8 text complexity band independently and proficiently.	RI.8.10. By the end of the year, read and comprehend literary nonfiction at the high end of the grades 6–8 text complexity band independently and proficiently.		
Grade 9 - 10	RL.9-10.10. By the end of grade 9, read and comprehend literature, including stories, dramas, and poems, in the grades 9–10 text complexity band proficiently, with scaffolding as needed at the high end of the range. By the end of grade 10, read and comprehend literature, including stories, dramas, and poems, at the high end of the grades 9–10 text complexity band independently and proficiently.	RI.9-10.10. By the end of grade 9, read and comprehend literary nonfiction in the grades 9–10 text complexity band proficiently, with scaffolding as needed at the high end of the range. By the end of grade 10, read and comprehend literary nonfiction at the high end of the grades 9–10 text complexity band independently and proficiently.	RH.9-10.10. By the end of grade 10, read and comprehend history/social studies texts in the grades 9–10 text complexity band independently and proficiently.	RST.9-10.10. By the end of grade 10, read and comprehend science/technical texts in the grades 9–10 text complexity band independently and proficiently.
Grade 11-12	RL.11-12.10. By the end of grade 11, read and comprehend literature, including stories, dramas, and poems, in the grades 11–CCR text complexity band proficiently, with scaffolding as needed at the high end of the range. By the end of grade 12, read and comprehend literature, including stories, dramas, and poems, at the high end of the grades 11–CCR text complexity band independently and proficiently.	RI.11-12.10. By the end of grade 11, read and comprehend literary nonfiction in the grades 11–CCR text complexity band proficiently, with scaffolding as needed at the high end of the range. By the end of grade 12, read and comprehend literary nonfiction at the high end of the grades 11–CCR text complexity band independently and proficiently.	RH.11-12.10. By the end of grade 12, read and comprehend history/social studies texts in the grades 11–CCR text complexity band independently and proficiently.	RST.11-12.10. By the end of grade 12, read and comprehend science/technical texts in the grades 11–12 text complexity band independently and proficiently.
R.CCR.10	CCR Reading Anchor Standard 10: Read and comprehend complex literary and informational texts independently and proficiently.			

California Common Core Standards Learning Progression Guide





Reading Foundational Skills (RF)

- Reading Foundational Skills (RF) for ELA grades K -5

No anchor standards exist for Reading Foundational Skills

The Reading Foundational Skills are organized in four topic areas:

- Print Concepts: RF 1 (grades K-1)
- Phonological Awareness: RF 2 (grades K-1)
- Phonics & Word Recognition: RF 3 (grades K -5)
- Fluency: RF 4 (grades K-5)



Grade Specific Standards for Reading Foundational Skills: Standard 1	
K-1	RF (1)
Grade K	<p>Demonstrate understanding of the organization and basic features of print.</p> <ul style="list-style-type: none"> a. Follow words from left to right, top to bottom, and page by page b. Recognize that spoken words are represented in written language by specific sequences of letters. c. Understand that words are separated by spaces in print. d. Recognize and name all upper- and lowercase letters of the alphabet.
Grade 1	<p>Demonstrate understanding of the organization and basic features of print.</p> <ul style="list-style-type: none"> a. Recognize the distinguishing features of a sentence (e.g., first word, capitalization, ending punctuation.)



Grade Specific Standards for Reading Foundational Skills: Standard 2	
K-1	RF (2)
Grade K	<p>Demonstrate understanding of spoken words, syllables, and sounds (phonemes).</p> <ul style="list-style-type: none"> a. Recognize and reproduce rhyming words. b. Count, pronounce, blend, and segment syllables in spoken words. c. Blend and segment onsets and rimes of single- syllable spoken words. d. Blend two to three phonemes into recognizable words. e. Isolate and pronounce the initial, medial vowel and final sounds (phonemes) in three-phoneme (consonant-vowel-consonant or CVC) words. (This does not include CVCs ending with /l/, /r/, or /x/.) f. Add or substitute individual sounds (phonemes) in simple, one syllable words to make new words
Grade 1	<p>Demonstrate understanding of spoken words, syllables, and sounds (phonemes).</p> <ul style="list-style-type: none"> a. Distinguish long from short vowel sounds in spoken single-syllable words. b. Orally produce single-syllable words by blending sounds (phonemes), including consonant blends. c. Isolate and pronounce initial, medial vowel, and final sounds (phonemes) in spoken single-syllable words. d. Segment spoken single-syllable words into their complete sequence of individual sound's (phonemes).



Grade Specific Standards for Reading Foundational Skills: Standard 3	
K-5	RF (3)
Grade K	<p>Know and apply grade-level phonics and word analysis skills in decoding words <u>both in isolation and in text.</u></p> <ol style="list-style-type: none"> Demonstrate basic knowledge of one-to-one letter-sound correspondences by producing the primary or many of the most frequent sounds for each consonant. Associate the long and short sounds with common spellings (graphemes) for the five major vowels. Read common high-frequency words by sight (e.g., the, of, to, you, she, my, is, are, do, does). Distinguish between similarly spelled words by identifying the sounds of the letters that differ.
Grade 1	<p>Know and apply grade-level phonics and word analysis skills in decoding words <u>both in isolation and in text.</u></p> <ol style="list-style-type: none"> Know the spelling-sound correspondences for common consonant digraphs. Decode regularly spelled one-syllable words. Know final –e and common vowel team conventions for representing long vowel sounds. Use knowledge that every syllable must have a vowel sound to determine the number of syllables in a printed word. Decode two-syllable words following basic patterns by breaking the words into syllables. Read words with inflectional endings. Recognize and read grade-appropriate irregularly spelled words.
Grade 2	<p>Know and apply grade-level phonics and word analysis skills in decoding words <u>both in isolation and in text.</u></p> <ol style="list-style-type: none"> Distinguish long and short vowels when reading regularly spelled one-syllable words. Know spelling-sound correspondences for additional common vowel teams. Decode regularly spelled two-syllable words with long vowels. Decode words with common prefixes and suffixes. Identify words with inconsistent but common spelling-sound correspondences. Recognize and read grade-appropriate irregularly spelled words.
Grade 3	<p>Know and apply grade-level phonics and word analysis skills in decoding words <u>both in isolation and in text.</u></p> <ol style="list-style-type: none"> Identify and know the meaning of the most common prefixes and derivational suffixes. Decode words with common Latin suffixes. Decode multi-syllable words. Read grade-appropriate irregularly spelled words.
Grade 4	<p>Know and apply grade-level phonics and word analysis skills in decoding words.</p> <ol style="list-style-type: none"> Use combined knowledge of all letter-sound correspondences, syllabication patterns, and morphology (e.g., roots and affixes) to read accurately unfamiliar multisyllabic words in context and out of context.
Grade 5	<p>Know and apply grade-level phonics and word analysis skills in decoding words.</p> <ol style="list-style-type: none"> Use combined knowledge of all letter-sound correspondences, syllabication patterns, and morphology (e.g., roots and affixes) to read accurately unfamiliar multisyllabic words in context and out of context.



Grade Specific Standards for Reading Foundational Skills: Standard 4	
K-5	RF (4)
Grade K	Read emergent-reader texts with purpose and understanding.
Grade 1	Read with sufficient accuracy and fluency to support comprehension. a. Read on-level text with purpose and understanding. b. Read on-level text orally with accuracy, appropriate rate, and expression on successive readings. c. Use context to confirm or self-correct word recognition and understanding, re-reading as necessary.
Grade 2	Read with sufficient accuracy and fluency to support comprehension. a. Read on-level text with purpose and understanding. b. Read on-level text orally with accuracy, appropriate rate, and expression on successive readings. c. Use context to confirm or self-correct word recognition and understanding, re-reading as necessary.
Grade 3	Read with sufficient accuracy and fluency to support comprehension. a. Read on-level text with purpose and understanding. b. Read on-level prose and poetry orally with accuracy, appropriate rate, and expression on successive readings. c. Use context to confirm or self-correct word recognition and understanding, re-reading as necessary.
Grade 4	Read with sufficient accuracy and fluency to support comprehension. a. Read on-level text with purpose and understanding. b. Read on-level prose and poetry orally with accuracy, appropriate rate, and expression on successive readings. c. Use context to confirm or self-correct word recognition and understanding, re-reading as necessary.
Grade 5	Read with sufficient accuracy and fluency to support comprehension. a. Read on-level text with purpose and understanding. b. Read on-level prose and poetry orally with accuracy, appropriate rate, and expression on successive readings. c. Use context to confirm or self-correct word recognition and understanding, re-reading as necessary.

California Common Core Standards Learning Progression Guide





Writing (W)

The ten writing CCR Anchor Standards serve as the common blueprint for the following strands:

- Writing Standards (W) for ELA K-12
- Writing Standards for History/social studies, science & technical subjects (WHST) for grades 6-12

Writing Anchor Standards

1. Write arguments to support claims in an analysis of substantive topics or texts, using valid reasoning and relevant and sufficient evidence.
2. Write informative/explanatory texts to examine and convey complex ideas and information clearly and accurately through the effective selection, organization, and analysis of content.
3. Write narratives to develop real or imagined experiences or events using effective technique, well-chosen details, and well-structured event sequences.
4. Produce clear and coherent writing in which the development, organization, and style are appropriate to task, purpose, and audience.
5. Develop and strengthen writing as needed by planning, revising, editing, rewriting, or trying a new approach.
6. Use technology, including the Internet, to produce and publish writing and to interact and collaborate with others.
7. Conduct short as well as more sustained research projects based on focused questions, demonstrating understanding of the subject under investigation.
8. Gather relevant information from multiple print and digital sources, assess the credibility and accuracy of each source, and integrate the information while avoiding plagiarism.
9. Draw evidence from literary or informational texts to support analysis, reflection, and research.
10. Write routinely over extended time frames (time for research, reflection, and revision) and shorter time frames (a single sitting or a day or two) for a range of tasks, purposes, and audiences.

The Writing Standards are organized into four topic areas:

- Text Types and Purposes: W1, W2, W3
- Production and Distribution of Writing: W4, W5, W6
- Research to Build and Present Knowledge: W7, W8, W9
- Range of Writing: W10

Grade – Specific Standards for Writing: Standard 1		
	W	WHST
	<i>Writing</i>	<i>Writing in History/Social Studies, Science and Technical Subjects</i>
Grade K W.K.1.	Use a combination of drawing, dictating, and writing to compose opinion pieces in which they tell a reader the topic or the name of the book they are writing about and state an opinion or preference about the topic or book (e.g., <i>My favorite book is...</i>).	Embedded within the K-5 standard
Grade 1 W.1.1.	Write opinion pieces in which they introduce the topic or name the book they are writing about, state an opinion, supply a reason for the opinion, and provide some sense of closure.	Embedded within the K-5 standard
Grade 2 W.2.1.	Write opinion pieces in which they introduce the topic or book they are writing about, state an opinion, supply reasons that support the opinion, use linking words (e.g., <i>because, and, also</i>) to connect opinion and reasons, and provide a concluding statement or section.	Embedded within the K-5 standard
Grade 3 W.3.1.	Write opinion pieces on topics or texts, supporting a point of view with reasons. <ul style="list-style-type: none"> ○ A. Introduce the topic or text they are writing about, state an opinion, and create an organizational structure that lists reasons. ○ B. Provide reasons that support the opinion. ○ C. Use linking words and phrases (e.g., <i>because, therefore, since, for example</i>) to connect opinion and reasons. ○ D. Provide a concluding statement or section. 	Embedded within the K-5 standard
Grade 4 W.4.1.	Write opinion pieces on topics or texts, supporting a point of view with reasons and information. <ul style="list-style-type: none"> ○ A. Introduce a topic or text clearly, state an opinion, and create an organizational structure in which related ideas are grouped to support the writer's purpose. ○ B. Provide reasons that are supported by facts and details. ○ C. Link opinion and reasons using words and phrases (e.g., <i>for instance, in order to, in addition</i>). ○ D. Provide a concluding statement or section related to the opinion presented. 	Embedded within the K-5 standard
Grade 5 W.5.1.	Write opinion pieces on topics or texts, supporting a point of view with reasons and information. <ul style="list-style-type: none"> ○ A. Introduce a topic or text clearly, state an opinion, and create an organizational structure in which ideas are logically grouped to support the writer's purpose. ○ B. Provide logically ordered reasons that are supported by facts and details. ○ C. Link opinion and reasons using words, phrases, and clauses (e.g., <i>consequently, specifically</i>). ○ D. Provide a concluding statement or section related to the opinion presented. 	Embedded within the K-5 standard

California Common Core Standards Learning Progression Guide



	W	WHST
Grade 6 W.6.1.	<p>W.6.1. Write arguments to support claims with clear reasons and relevant evidence.</p> <ul style="list-style-type: none"> ○ A. Introduce claim(s) and organize the reasons and evidence clearly. ○ B. Support claim(s) with clear reasons and relevant evidence, using credible sources and demonstrating an understanding of the topic or text. ○ C. Use words, phrases, and clauses to clarify the relationships among claim(s) and reasons. ○ D. Establish and maintain a formal style. ○ E. Provide a concluding statement or section that follows from the argument presented. 	<p>WHST.6-8.1. Write arguments focused on discipline-specific content.</p> <ul style="list-style-type: none"> A. Introduce claim(s) about a topic or issue, acknowledge and distinguish the claim(s) from alternate or opposing claims, and organize the reasons and evidence logically. B. Support claim(s) with logical reasoning and relevant, accurate data and evidence that demonstrate an understanding of the topic or text, using credible sources. ○ C. Use words, phrases, and clauses to create cohesion and clarify the relationships among claim(s), counterclaims, reasons, and evidence. ○ D. Establish and maintain a formal style. ○ E. Provide a concluding statement or section that follows from and supports the argument presented.
Grade 7 W.7.1.	<p>W.7.1. Write arguments to support claims with clear reasons and relevant evidence.</p> <ul style="list-style-type: none"> ○ A. Introduce claim(s), acknowledge and address alternate or opposing claims, and organize the reasons and evidence logically. ○ B. Support claim(s) or counterarguments with logical reasoning and relevant evidence, using accurate, credible sources and demonstrating an understanding of the topic or text. ○ C. Use words, phrases, and clauses to create cohesion and clarify the relationships among claim(s), reasons, and evidence. ○ D. Establish and maintain a formal style. ○ E. Provide a concluding statement or section that follows from and supports the argument presented. 	
Grade 8 W.8.1.	<p>W.8.1. Write arguments to support claims with clear reasons and relevant evidence.</p> <ul style="list-style-type: none"> ○ A. Introduce claim(s), acknowledge and distinguish the claim(s) from alternate or opposing claims, and organize the reasons and evidence logically. ○ B. Support claim(s) with logical reasoning and relevant evidence, using accurate, credible sources and demonstrating an understanding of the topic or text. ○ C. Use words, phrases, and clauses to create cohesion and clarify the relationships among claim(s), counterclaims, reasons, and evidence. ○ D. Establish and maintain a formal style. ○ E. Provide a concluding statement or section that follows from and supports the argument presented. 	
Grade 9-10	<p>W.9-10.1. Write arguments to support claims in an analysis of substantive topics or texts, using valid reasoning and relevant and sufficient evidence.</p> <ul style="list-style-type: none"> ○ A. Introduce precise claim(s), distinguish the claim(s) from alternate or opposing claims, and create an organization that establishes clear relationships among claim(s), counterclaims, reasons, and evidence. ○ B. Develop claim(s) and counterclaims fairly, supplying evidence for each while pointing out the strengths and limitations of both in a manner that anticipates the audience's knowledge level and concerns. ○ C. Use words, phrases, and clauses to link the major sections of the text, create cohesion, and clarify the relationships between claim(s) and reasons, between reasons and evidence, and between claim(s) and counterclaims. ○ D. Establish and maintain a formal style and objective tone while attending to the norms and conventions of the discipline in which they are writing. ○ E. Provide a concluding statement or section that follows from and supports the argument presented. 	<p>WHST.9-10.1. Write arguments focused on discipline-specific content.</p> <ul style="list-style-type: none"> ○ A. Introduce precise claim(s), distinguish the claim(s) from alternate or opposing claims, and create an organization that establishes clear relationships among the claim(s), counterclaims, reasons, and evidence. ○ B. Develop claim(s) and counterclaims fairly, supplying data and evidence for each while pointing out the strengths and limitations of both claim(s) and counterclaims in a discipline-appropriate form and in a manner that anticipates the audience's knowledge level and concerns. ○ C. Use words, phrases, and clauses to link the major sections of the text, create cohesion, and clarify the relationships between claim(s) and reasons, between reasons and evidence, and between claim(s) and counterclaims. ○ D. Establish and maintain a formal style and objective tone while attending to the norms and conventions of the discipline in which they are writing. ○ E. Provide a concluding statement or section that follows from or supports the argument presented.
Grade 11-12	<p>W.11-12.1. Write arguments to support claims in an analysis of substantive topics or texts, using valid reasoning and relevant and sufficient evidence.</p> <ul style="list-style-type: none"> ○ A. Introduce precise, knowledgeable claim(s), establish the significance of the claim(s), distinguish the claim(s) from alternate or opposing claims, and create an organization that logically sequences claim(s), counterclaims, reasons, and evidence. ○ B. Develop claim(s) and counterclaims fairly and thoroughly, supplying the most relevant evidence for each while pointing out the strengths and limitations of both in a manner that anticipates the audience's knowledge level, concerns, values, and possible biases. ○ C. Use specific rhetorical devices to support assertions (e.g., appeal to logic through reasoning; appeal to emotion or ethical belief; relate a personal anecdote, case study, or analogy). ○ D. Use words, phrases, and clauses as well as varied syntax to link the major sections of the text, create cohesion, and clarify the relationships between claim(s) and reasons, between reasons and evidence, and between claim(s) and counterclaims. ○ E. Establish and maintain a formal style and objective tone while attending to the norms and conventions of the discipline in which they are writing. ○ F. Provide a concluding statement or section that follows from and supports the argument presented. 	<p>WHST.11-12.1. Write arguments focused on discipline-specific content.</p> <ul style="list-style-type: none"> ○ A. Introduce precise, knowledgeable claim(s), establish the significance of the claim(s), distinguish the claim(s) from alternate or opposing claims, and create an organization that logically sequences the claim(s), counterclaims, reasons, and evidence. ○ B. Develop claim(s) and counterclaims fairly and thoroughly, supplying the most relevant data and evidence for each while pointing out the strengths and limitations of both claim(s) and counterclaims in a discipline-appropriate form that anticipates the audience's knowledge level, concerns, values, and possible biases. ○ C. Use words, phrases, and clauses as well as varied syntax to link the major sections of the text, create cohesion, and clarify the relationships between claim(s) and reasons, between reasons and evidence, and between claim(s) and counterclaims. ○ D. Establish and maintain a formal style and objective tone while attending to the norms and conventions of the discipline in which they are writing. ○ E. Provide a concluding statement or section that follows from or supports the argument presented.
W.CCR.1	<p>CCR Writing Anchor Standard 1: Write arguments to support claims in an analysis of substantive topics or texts, using valid reasoning and relevant and sufficient evidence.</p>	

California Common Core Standards Learning Progression Guide



Grade – Specific Standards for Writing: Standard 2		
	W	WHST
	<i>Writing</i>	<i>Writing in History/Social Studies, Science and Technical Subjects</i>
Grade K W.K.2	Use a combination of drawing, dictating, and writing to compose informative/explanatory texts in which they name what they are writing about and supply some information about the topic.	Embedded within the K-5 standard
Grade 1 W.1.2	Write informative/explanatory texts in which they name a topic, supply some facts about the topic, and provide some sense of closure.	Embedded within the K-5 standard
Grade 2 W.2.2	Write informative/explanatory texts in which they introduce a topic, use facts and definitions to develop points, and provide a concluding statement or section.	Embedded within the K-5 standard
Grade 3 W.3.2	Write informative/explanatory texts to examine a topic and convey ideas and information clearly. <ul style="list-style-type: none"> ○ A. Introduce a topic and group related information together; include illustrations when useful to aiding comprehension. ○ B. Develop the topic with facts, definitions, and details. ○ C. Use linking words and phrases (e.g., <i>also, another, and, more, but</i>) to connect ideas within categories of information. D. Provide a concluding statement or section. 	Embedded within the K-5 standard
Grade 4 W.4.2	Write informative/explanatory texts to examine a topic and convey ideas and information clearly. <ul style="list-style-type: none"> ○ A. Introduce a topic clearly and group related information in paragraphs and sections; include formatting (e.g., headings), illustrations, and multimedia when useful to aiding comprehension. ○ B. Develop the topic with facts, definitions, concrete details, quotations, or other information and examples related to the topic. ○ C. Link ideas within categories of information using words and phrases (e.g., <i>another, for example, also, because</i>). D. Use precise language and domain-specific vocabulary to inform about or explain the topic. ○ E. Provide a concluding statement or section related to the information or explanation presented. 	Embedded within the K-5 standard
Grade 5 W.5.2	Write informative/explanatory texts to examine a topic and convey ideas and information clearly. <ul style="list-style-type: none"> ○ A. Introduce a topic clearly, provide a general observation and focus, and group related information logically; include formatting (e.g., headings), illustrations, and multimedia when useful to aiding comprehension. ○ B. Develop the topic with facts, definitions, concrete details, quotations, or other information and examples related to the topic. ○ C. Link ideas within and across categories of information using words, phrases, and clauses (e.g., <i>in contrast, especially</i>). ○ D. Use precise language and domain-specific vocabulary to inform about or explain the topic. ○ E. Provide a concluding statement or section related to the information or explanation presented. 	Embedded within the K-5 standard

<p>Grade 6 W.6.2</p>	<p>W.6.2. Write informative/explanatory texts to examine a topic and convey ideas, concepts, and information through the selection, organization, and analysis of relevant content.</p> <ul style="list-style-type: none"> o A. Introduce a topic or thesis statement; organize ideas, concepts, and information, using strategies such as definition, classification, comparison/contrast, and cause/effect; include formatting (e.g., headings), graphics (e.g., charts, tables), and multimedia when useful to aiding comprehension. o B. Develop the topic with relevant facts, definitions, concrete details, quotations, or other information and examples. o C. Use appropriate transitions to clarify the relationships among ideas and concepts. o D. Use precise language and domain-specific vocabulary to inform about or explain the topic. o E. Establish and maintain a formal style. o F. Provide a concluding statement or section that follows from the information or explanation presented. 	<p>WHST.6-8.2. Write informative/explanatory texts, including the narration of historical events, scientific procedures/ experiments, or technical processes.</p> <ul style="list-style-type: none"> o A. Introduce a topic clearly, previewing what is to follow; organize ideas, concepts, and information into broader categories as appropriate to achieving purpose; include formatting (e.g., headings), graphics (e.g., charts, tables), and multimedia when useful to aiding comprehension. o B. Develop the topic with relevant, well-chosen facts, definitions, concrete details, quotations, or other information and examples. o C. Use appropriate and varied transitions to create cohesion and clarify the relationships among ideas and concepts. o D. Use precise language and domain-specific vocabulary to inform about or explain the topic. o E. Establish and maintain a formal style and objective tone. o F. Provide a concluding statement or section that follows from and supports the information or explanation presented.
<p>Grade 7 W.7.2</p>	<p>W.7.2. Write informative/explanatory texts to examine a topic and convey ideas, concepts, and information through the selection, organization, and analysis of relevant content.</p> <ul style="list-style-type: none"> o A. Introduce a topic or thesis statement clearly, previewing what is to follow; organize ideas, concepts, and information, using strategies such as definition, classification, comparison/contrast, and cause/effect; include formatting (e.g., headings), graphics (e.g., charts, tables), and multimedia when useful to aiding comprehension. o B. Develop the topic with relevant facts, definitions, concrete details, quotations, or other information and examples. o C. Use appropriate transitions to create cohesion and clarify the relationships among ideas and concepts. o D. Use precise language and domain-specific vocabulary to inform about or explain the topic. o E. Establish and maintain a formal style. o F. Provide a concluding statement or section that follows from and supports the information or explanation presented. 	
<p>Grade 8 W.8.2</p>	<p>W.8.2. Write informative/explanatory texts, including career development documents (e.g., simple business letters and job applications), to examine a topic and convey ideas, concepts, and information through the selection, organization, and analysis of relevant content.</p> <ul style="list-style-type: none"> o A. Introduce a topic or thesis statement clearly, previewing what is to follow; organize ideas, concepts, and information into broader categories; include formatting (e.g., headings), graphics (e.g., charts, tables), and multimedia when useful to aiding comprehension. o B. Develop the topic with relevant, well-chosen facts, definitions, concrete details, quotations, or other information and examples. o C. Use appropriate and varied transitions to create cohesion and clarify the relationships among ideas and concepts. o D. Use precise language and domain-specific vocabulary to inform about or explain the topic. o E. Establish and maintain a formal style. o F. Provide a concluding statement or section that follows from and supports the information or explanation presented. 	
<p>Grade 9-10</p>	<p>W.9-10.2. Write informative/explanatory texts to examine and convey complex ideas, concepts, and information clearly and accurately through the effective selection, organization, and analysis of content.</p> <ul style="list-style-type: none"> o A. Introduce a topic or thesis statement; organize complex ideas, concepts, and information to make important connections and distinctions; include formatting (e.g., headings), graphics (e.g., figures, tables), and multimedia when useful to aiding comprehension. o B. Develop the topic with well-chosen, relevant, and sufficient facts, extended definitions, concrete details, quotations, or other information and examples appropriate to the audience's knowledge of the topic. o C. Use appropriate and varied transitions to link the major sections of the text, create cohesion, and clarify the relationships among complex ideas and concepts. o D. Use precise language and domain-specific vocabulary to manage the complexity of the topic. o E. Establish and maintain a formal style and objective tone while attending to the norms and conventions of the discipline in which they are writing. o F. Provide a concluding statement or section that follows from and supports the information or explanation presented (e.g., articulating implications or the significance of the topic). 	<p>WHST.9-10.2. Write informative/explanatory texts, including the narration of historical events, scientific procedures/ experiments, or technical processes.</p> <ul style="list-style-type: none"> o A. Introduce a topic and organize ideas, concepts, and information to make important connections and distinctions; include formatting (e.g., headings), graphics (e.g., figures, tables), and multimedia when useful to aiding comprehension. o B. Develop the topic with well-chosen, relevant, and sufficient facts, extended definitions, concrete details, quotations, or other information and examples appropriate to the audience's knowledge of the topic. o C. Use varied transitions and sentence structures to link the major sections of the text, create cohesion, and clarify the relationships among ideas and concepts. o D. Use precise language and domain-specific vocabulary to manage the complexity of the topic and convey a style appropriate to the discipline and context as well as to the expertise of likely readers. o E. Establish and maintain a formal style and objective tone while attending to the norms and conventions of the discipline in which they are writing. o F. Provide a concluding statement or section that follows from and supports the information or explanation presented (e.g., articulating implications or the significance of the topic).
<p>Grade 11-12</p>	<p>W.11-12.2. Write informative/explanatory texts to examine and convey complex ideas, concepts, and information clearly and accurately through the effective selection, organization, and analysis of content.</p> <ul style="list-style-type: none"> o A. Introduce a topic or thesis statement; organize complex ideas, concepts, and information so that each new element builds on that which precedes it to create a unified whole; include formatting (e.g., headings), graphics (e.g., figures, tables), and multimedia when useful to aiding comprehension. o B. Develop the topic thoroughly by selecting the most significant and relevant facts, extended definitions, concrete details, quotations, or other information and examples appropriate to the audience's knowledge of the topic. o C. Use appropriate and varied transitions and syntax to link the major sections of the text, create cohesion, and clarify the relationships among complex ideas and concepts. o D. Use precise language, domain-specific vocabulary, and techniques such as metaphor, simile, and analogy to manage the complexity of the topic. o E. Establish and maintain a formal style and objective tone while attending to the norms and conventions of the discipline in which they are writing. o F. Provide a concluding statement or section that follows from and supports the information or explanation presented (e.g., articulating implications or the significance of the topic). 	<p>WHST.11-12.2. Write informative/explanatory texts, including the narration of historical events, scientific procedures/ experiments, or technical processes.</p> <ul style="list-style-type: none"> o A. Introduce a topic and organize complex ideas, concepts, and information so that each new element builds on that which precedes it to create a unified whole; include formatting (e.g., headings), graphics (e.g., figures, tables), and multimedia when useful to aiding comprehension. o B. Develop the topic thoroughly by selecting the most significant and relevant facts, extended definitions, concrete details, quotations, or other information and examples appropriate to the audience's knowledge of the topic. o C. Use varied transitions and sentence structures to link the major sections of the text, create cohesion, and clarify the relationships among complex ideas and concepts. o D. Use precise language, domain-specific vocabulary and techniques such as metaphor, simile, and analogy to manage the complexity of the topic; convey a knowledgeable stance in a style that responds to the discipline and context as well as to the expertise of likely readers. o E. Provide a concluding statement or section that follows from and supports the information or explanation provided (e.g., articulating implications or the significance of the topic).
<p>W.CCR.2</p>	<p>CCR Writing Anchor Standard 2: Write informative/explanatory texts to examine and convey complex ideas and information clearly and accurately through the effective selection, organization, and analysis of content.</p>	

Grade – Specific Standards for Writing: Standard 3		
	W	WHST
	<i>Writing</i>	<i>Writing in History/Social Studies, Science and Technical Subjects</i>
Grade K W.K.3	Use a combination of drawing, dictating, and writing to narrate a single event or several loosely linked events, tell about the events in the order in which they occurred, and provide a reaction to what happened.	Embedded within the K-5 standard
Grade 1 W.1.3	Write narratives in which they recount two or more appropriately sequenced events, include some details regarding what happened, use temporal words to signal event order, and provide some sense of closure.	Embedded within the K-5 standard
Grade 2 W.2.3	Write narratives in which they recount a well-elaborated event or short sequence of events, include details to describe actions, thoughts, and feelings, use temporal words to signal event order, and provide a sense of closure.	Embedded within the K-5 standard
Grade 3 W.3.3	Write narratives to develop real or imagined experiences or events using effective technique, descriptive details, and clear event sequences. <ul style="list-style-type: none"> ○ A. Establish a situation and introduce a narrator and/or characters; organize an event sequence that unfolds naturally. ○ B. Use dialogue and descriptions of actions, thoughts, and feelings to develop experiences and events or show the response of characters to situations. ○ C. Use temporal words and phrases to signal event order. ○ D. Provide a sense of closure. 	Embedded within the K-5 standard
Grade 4 W.4.3	Write narratives to develop real or imagined experiences or events using effective technique, descriptive details, and clear event sequences. <ul style="list-style-type: none"> ○ A. Orient the reader by establishing a situation and introducing a narrator and/or characters; organize an event sequence that unfolds naturally. ○ B. Use dialogue and description to develop experiences and events or show the responses of characters to situations. ○ C. Use a variety of transitional words and phrases to manage the sequence of events. ○ D. Use concrete words and phrases and sensory details to convey experiences and events precisely. ○ E. Provide a conclusion that follows from the narrated experiences or events. 	Embedded within the K-5 standard
Grade 5 W.5.3	Write narratives to develop real or imagined experiences or events using effective technique, descriptive details, and clear event sequences. <ul style="list-style-type: none"> ○ A. Orient the reader by establishing a situation and introducing a narrator and/or characters; organize an event sequence that unfolds naturally. ○ B. Use narrative techniques, such as dialogue, description, and pacing, to develop experiences and events or show the responses of characters to situations. ○ C. Use a variety of transitional words, phrases, and clauses to manage the sequence of events. ○ D. Use concrete words and phrases and sensory details to convey experiences and events precisely. ○ E. Provide a conclusion that follows from the narrated experiences or events. 	Embedded within the K-5 standard

California Common Core Standards Learning Progression Guide



	W	WHST	
Grade 6 W.6.3	<p>W.6.3. Write narratives to develop real or imagined experiences or events using effective technique, relevant descriptive details, and well-structured event sequences.</p> <ul style="list-style-type: none"> o A. Engage and orient the reader by establishing a context and introducing a narrator and/or characters; organize an event sequence that unfolds naturally and logically. o B. Use narrative techniques, such as dialogue, pacing, and description, to develop experiences, events, and/or characters. o C. Use a variety of transition words, phrases, and clauses to convey sequence and signal shifts from one time frame or setting to another. o D. Use precise words and phrases, relevant descriptive details, and sensory language to convey experiences and events. o E. Provide a conclusion that follows from the narrated experiences or events. 	<p>WHST.6-8.3. (See note; not applicable as a separate requirement)</p> <p>Note: Students' narrative skills continue to grow in these grades. The Standards require that students be able to incorporate narrative elements effectively into arguments and informative/explanatory texts. In history/social studies, students must be able to incorporate narrative accounts into their analyses of individuals or events of historical import. In science and technical subjects, students must be able to write precise enough descriptions of the step-by-step procedures they use in their investigations or technical work that others can replicate them and (possibly) reach the same results.</p>	
Grade 7 W.7.3	<p>W.7.3. Write narratives to develop real or imagined experiences or events using effective technique, relevant descriptive details, and well-structured event sequences.</p> <ul style="list-style-type: none"> o A. Engage and orient the reader by establishing a context and point of view and introducing a narrator and/or characters; organize an event sequence that unfolds naturally and logically. o B. Use narrative techniques, such as dialogue, pacing, and description, to develop experiences, events, and/or characters. o C. Use a variety of transition words, phrases, and clauses to convey sequence and signal shifts from one time frame or setting to another. o D. Use precise words and phrases, relevant descriptive details, and sensory language to capture the action and convey experiences and events. o E. Provide a conclusion that follows from and reflects on the narrated experiences or events. 		
Grade 8 W.8.3	<p>W.8.3. Write narratives to develop real or imagined experiences or events using effective technique, relevant descriptive details, and well-structured event sequences.</p> <ul style="list-style-type: none"> o A. Engage and orient the reader by establishing a context and point of view and introducing a narrator and/or characters; organize an event sequence that unfolds naturally and logically. o B. Use narrative techniques, such as dialogue, pacing, description, and reflection, to develop experiences, events, and/or characters. o C. Use a variety of transition words, phrases, and clauses to convey sequence, signal shifts from one time frame or setting to another, and show the relationships among experiences and events. o D. Use precise words and phrases, relevant descriptive details, and sensory language to capture the action and convey experiences and events. o E. Provide a conclusion that follows from and reflects on the narrated experiences or events. 		
Grade 9-10	<p>W.9-10.3. Write narratives to develop real or imagined experiences or events using effective technique, well-chosen details, and well-structured event sequences.</p> <ul style="list-style-type: none"> o A. Engage and orient the reader by setting out a problem, situation, or observation, establishing one or multiple point(s) of view, and introducing a narrator and/or characters; create a smooth progression of experiences or events. o B. Use narrative techniques, such as dialogue, pacing, description, reflection, and multiple plot lines, to develop experiences, events, and/or characters. o C. Use a variety of techniques to sequence events so that they build on one another to create a coherent whole. o D. Use precise words and phrases, telling details, and sensory language to convey a vivid picture of the experiences, events, setting, and/or characters. o E. Provide a conclusion that follows from and reflects on what is experienced, observed, or resolved over the course of the narrative. 		<p>WHST.9-10.3. (See note; not applicable as a separate requirement)</p> <p>Note: Students' narrative skills continue to grow in these grades. The Standards require that students be able to incorporate narrative elements effectively into arguments and informative/explanatory texts. In history/social studies, students must be able to incorporate narrative accounts into their analyses of individuals or events of historical import. In science and technical subjects, students must be able to write precise enough descriptions of the step-by-step procedures they use in their investigations or technical work that others can replicate them and (possibly) reach the same results.</p>
Grade 11-12	<p>W.11-12.3. Write narratives to develop real or imagined experiences or events using effective technique, well-chosen details, and well-structured event sequences.</p> <ul style="list-style-type: none"> o A. Engage and orient the reader by setting out a problem, situation, or observation and its significance, establishing one or multiple point(s) of view, and introducing a narrator and/or characters; create a smooth progression of experiences or events. o B. Use narrative techniques, such as dialogue, pacing, description, reflection, and multiple plot lines, to develop experiences, events, and/or characters. o C. Use a variety of techniques to sequence events so that they build on one another to create a coherent whole and build toward a particular tone and outcome (e.g., a sense of mystery, suspense, growth, or resolution). o D. Use precise words and phrases, telling details, and sensory language to convey a vivid picture of the experiences, events, setting, and/or characters. o E. Provide a conclusion that follows from and reflects on what is experienced, observed, or resolved over the course of the narrative. 		<p>WHST.11-12.3. (See note; not applicable as a separate requirement)</p> <p>Note: Students' narrative skills continue to grow in these grades. The Standards require that students be able to incorporate narrative elements effectively into arguments and informative/explanatory texts. In history/social studies, students must be able to incorporate narrative accounts into their analyses of individuals or events of historical import. In science and technical subjects, students must be able to write precise enough descriptions of the step-by-step procedures they use in their investigations or technical work that others can replicate them and (possibly) reach the same results.</p>
W.CCR.3	<p>CCR Writing Anchor Standard 3: Write narratives to develop real or imagined experiences or events using effective technique, well-chosen details, and well-structured event sequences.</p>		

California Common Core Standards Learning Progression Guide



Grade – Specific Standards for Writing: Standard 4		
	W	WHST
	<i>Writing</i>	<i>Writing in History/Social Studies, Science and Technical Subjects</i>
Grade K W.K.4	(Begins in grade 2)	Embedded within the K-5 standard
Grade 1 W.1.4	(Begins in grade 2)	Embedded within the K-5 standard
Grade 2 W.2.4	<u>With guidance and support from adults, produce writing in which the development and organization are appropriate to task and purpose. (Grade-specific expectations for writing types are defined in standards 1–3 above.)</u>	Embedded within the K-5 standard
Grade 3 W.3.4	With guidance and support from adults, produce writing in which the development and organization are appropriate to task and purpose. (Grade-specific expectations for writing types are defined in standards 1–3 above.)	Embedded within the K-5 standard
Grade 4 W.4.4	Produce clear and coherent writing (including multiple-paragraph texts) in which the development and organization are appropriate to task, purpose, and audience . (Grade-specific expectations for writing types are defined in standards 1–3 above.)	Embedded within the K-5 standard
Grade 5 W.5.4	Produce clear and coherent writing (including multiple-paragraph texts) in which the development and organization are appropriate to task, purpose, and audience. (Grade-specific expectations for writing types are defined in standards 1–3 above.)	Embedded within the K-5 standard

California Common Core Standards Learning Progression Guide



Grade – Specific Standards for Writing: Standard 4		
	W	WHST
Grade 6 W.6.4	W.6.4. Produce clear and coherent writing in which the development, organization, and style are appropriate to task, purpose, and audience. (Grade-specific expectations for writing types are defined in standards 1–3 above.)	WHST.6-8.4. Produce clear and coherent writing in which the development, organization, and style are appropriate to task, purpose, and audience.
Grade 7 W.7.4	W.7.4. Produce clear and coherent writing in which the development, organization, and style are appropriate to task, purpose, and audience. (Grade-specific expectations for writing types are defined in standards 1–3 above.)	
Grade 8 W.8.4	W.8.4. Produce clear and coherent writing in which the development, organization, and style are appropriate to task, purpose, and audience. (Grade-specific expectations for writing types are defined in standards 1–3 above.)	
Grade 9-10	W.9-10.4. Produce clear and coherent writing in which the development, organization, and style are appropriate to task, purpose, and audience. (Grade-specific expectations for writing types are defined in standards 1–3 above.)	WHST.9-10.4. Produce clear and coherent writing in which the development, organization, and style are appropriate to task, purpose, and audience.
Grade 11-12	W.11-12.4. Produce clear and coherent writing in which the development, organization, and style are appropriate to task, purpose, and audience. (Grade-specific expectations for writing types are defined in standards 1–3 above.)	WHST.11-12.4. Produce clear and coherent writing in which the development, organization, and style are appropriate to task, purpose, and audience.
W.CCR.4	CCR Writing Anchor Standard 4: Produce clear and coherent writing in which the development, organization, and style are appropriate to task, purpose, and audience.	

California Common Core Standards Learning Progression Guide



Grade – Specific Standards for Writing: Standard 5		
	W	WHST
	<i>Writing</i>	<i>Writing in History/Social Studies, Science and Technical Subjects</i>
Grade K W.K.5.	With guidance and support from adults, respond to questions and suggestions from peers and add details to strengthen writing as needed.	Embedded within the K-5 standard
Grade 1 W.1.5.	With guidance and support from adults, focus on a topic, respond to questions and suggestions from peers, and add details to strengthen writing as needed.	Embedded within the K-5 standard
Grade 2 W.2.5.	With guidance and support from adults and peers, focus on a topic and strengthen writing as needed by revising and editing.	Embedded within the K-5 standard
Grade 3 W.3.5.	With guidance and support from peers and adults, develop and strengthen writing as needed by planning, revising, and editing.	Embedded within the K-5 standard
Grade 4 W.4.5.	With guidance and support from peers and adults, develop and strengthen writing as needed by planning, revising, and editing.	Embedded within the K-5 standard
Grade 5 W.5.5.	With guidance and support from peers and adults, develop and strengthen writing as needed by planning, revising, editing, rewriting, or trying a new approach.	Embedded within the K-5 standard

California Common Core Standards Learning Progression Guide



Grade – Specific Standards for Writing: Standard 5		
	W	WHST
Grade 6 W.6.5.	W.6.5. With some guidance and support from peers and adults, develop and strengthen writing as needed by planning, revising, editing, rewriting, or trying a new approach.	WHST.6-8.5. With some guidance and support from peers and adults, develop and strengthen writing as needed by planning, revising, editing, rewriting, or trying a new approach, focusing on how well purpose and audience have been addressed.
Grade 7 W.7.5.	W.7.5. With some guidance and support from peers and adults, develop and strengthen writing as needed by planning, revising, editing, rewriting, or trying a new approach, focusing on how well purpose and audience have been addressed.	
Grade 8 W.8.5.	W.8.5. With some guidance and support from peers and adults, develop and strengthen writing as needed by planning, revising, editing, rewriting, or trying a new approach, focusing on how well purpose and audience have been addressed.	
Grade 9-10	W.9-10.5. Develop and strengthen writing as needed by planning, revising, editing, rewriting, or trying a new approach, focusing on addressing what is most significant for a specific purpose and audience.	WHST.9-10.5. Develop and strengthen writing as needed by planning, revising, editing, rewriting, or trying a new approach, focusing on addressing what is most significant for a specific purpose and audience.
Grade 11-12	W.11-12.5. Develop and strengthen writing as needed by planning, revising, editing, rewriting, or trying a new approach, focusing on addressing what is most significant for a specific purpose and audience.	WHST.11-12.5. Develop and strengthen writing as needed by planning, revising, editing, rewriting, or trying a new approach, focusing on addressing what is most significant for a specific purpose and audience.
W.CCR.5	CCR Writing Anchor Standard 5: Develop and strengthen writing as needed by planning, revising, editing, rewriting, or trying a new approach.	

California Common Core Standards Learning Progression Guide



Grade – Specific Standards for Writing: Standard 6		
	W	WHST
	<i>Writing</i>	<i>Writing in History/Social Studies, Science and Technical Subjects</i>
Grade K W.K.6.	With guidance and support from adults, explore a variety of digital tools to produce and publish writing, including in collaboration with peers.	Embedded within the K-5 standard
Grade 1 W.1.6.	With guidance and support from adults, use a variety of digital tools to produce and publish writing, including in collaboration with peers.	Embedded within the K-5 standard
Grade 2 W.2.6.	With guidance and support from adults, use a variety of digital tools to produce and publish writing, including in collaboration with peers.	Embedded within the K-5 standard
Grade 3 W.3.6.	With guidance and support from adults, use technology to produce and publish writing (using keyboarding skills) as well as to interact and collaborate with others.	Embedded within the K-5 standard
Grade 4 W.4.6.	With some guidance and support from adults, use technology, including the Internet, to produce and publish writing as well as to interact and collaborate with others; demonstrate sufficient command of keyboarding skills to type a minimum of one page in a single sitting.	Embedded within the K-5 standard
Grade 5 W.5.6.	With some guidance and support from adults, use technology, including the Internet, to produce and publish writing as well as to interact and collaborate with others; demonstrate sufficient command of keyboarding skills to type a minimum of two pages in a single sitting.	Embedded within the K-5 standard

California Common Core Standards Learning Progression Guide



	W	WHST
Grade 6 W.6.6.	W.6.6. Use technology, including the Internet, to produce and publish writing as well as to interact and collaborate with others; demonstrate sufficient command of keyboarding skills to type a minimum of three pages in a single sitting.	WHST.6-8.6. Use technology, including the Internet, to produce and publish writing and present the relationships between information and ideas clearly and efficiently.
Grade 7 W.7.6.	W.7.6. Use technology, including the Internet, to produce and publish writing and link to and cite sources as well as to interact and collaborate with others, including linking to and citing sources.	
Grade 8 W.8.6.	W.8.6. Use technology, including the Internet, to produce and publish writing and present the relationships between information and ideas efficiently as well as to interact and collaborate with others.	
Grade 9-10	W.9-10.6. Use technology, including the Internet, to produce, publish, and update individual or shared writing products, taking advantage of technology's capacity to link to other information and to display information flexibly and dynamically.	
Grade 11-12	W.11-12.6. Use technology, including the Internet, to produce, publish, and update individual or shared writing products in response to ongoing feedback, including new arguments or information.	
W.CCR.6	CCR Writing Anchor Standard 6: Use technology, including the Internet, to produce and publish writing and to interact and collaborate with others.	

California Common Core Standards Learning Progression Guide



Grade – Specific Standards for Writing: Standard 7		
	W	WHST
	<i>Writing</i>	<i>Writing in History/Social Studies, Science and Technical Subjects</i>
Grade K W.K.7.	Participate in shared research and writing projects (e.g., explore a number of books by a favorite author and express opinions about them).	Embedded within the K-5 standard
Grade 1 W.1.7.	Participate in shared research and writing projects (e.g., explore a number of “how-to” books on a given topic and use them to write a sequence of instructions).	Embedded within the K-5 standard
Grade 2 W.2.7.	Participate in shared research and writing projects (e.g., read a number of books on a single topic to produce a report; record science observations).	Embedded within the K-5 standard
Grade 3 W.3.7.	Conduct short research projects that build knowledge about a topic.	Embedded within the K-5 standard
Grade 4 W.4.7.	Conduct short research projects that build knowledge through investigation of different aspects of a topic.	Embedded within the K-5 standard
Grade 5 W.5.7.	Conduct short research projects that use several sources to build knowledge through investigation of different aspects of a topic.	Embedded within the K-5 standard

California Common Core Standards Learning Progression Guide



Grade – Specific Standards for Writing: Standard 7		
	W	WHST
Grade 6 W.6.7.	W.6.7. Conduct short research projects to answer a question, drawing on several sources and refocusing the inquiry when appropriate.	WHST.6-8.7. Conduct short research projects to answer a question (including a self-generated question), drawing on several sources and generating additional related, focused questions that allow for multiple avenues of exploration.
Grade 7 W.7.7.	W.7.7. Conduct short research projects to answer a question, drawing on several sources and generating additional related, focused questions for further research and investigation.	
Grade 8 W.8.7.	W.8.7. Conduct short research projects to answer a question (including a self-generated question), drawing on several sources and generating additional related, focused questions that allow for multiple avenues of exploration.	
Grade 9-10	W.9-10.7. Conduct short as well as more sustained research projects to answer a question (including a self-generated question) or solve a problem; narrow or broaden the inquiry when appropriate; synthesize multiple sources on the subject, demonstrating understanding of the subject under investigation.	WHST.9-10.7. Conduct short as well as more sustained research projects to answer a question (including a self-generated question) or solve a problem; narrow or broaden the inquiry when appropriate; synthesize multiple sources on the subject, demonstrating understanding of the subject under investigation.
Grade 11-12	W.11-12.7. Conduct short as well as more sustained research projects to answer a question (including a self-generated question) or solve a problem; narrow or broaden the inquiry when appropriate; synthesize multiple sources on the subject, demonstrating understanding of the subject under investigation.	WHST.11-12.7. Conduct short as well as more sustained research projects to answer a question (including a self-generated question) or solve a problem; narrow or broaden the inquiry when appropriate; synthesize multiple sources on the subject, demonstrating understanding of the subject under investigation.
W.CCR.7	CCR Writing Anchor Standard 7: Conduct short as well as more sustained research projects based on focused questions, demonstrating understanding of the subject under investigation.	

California Common Core Standards Learning Progression Guide



Grade – Specific Standards for Writing: Standard 8		
	W	WHST
	<i>Writing</i>	<i>Writing in History/Social Studies, Science and Technical Subjects</i>
Grade K W.K.8	With guidance and support from adults, recall information from experiences or gather information from provided sources to answer a question.	Embedded within the K-5 standard
Grade 1 W.1.8.	With guidance and support from adults, recall information from experiences or gather information from provided sources to answer a question.	Embedded within the K-5 standard
Grade 2 W.2.8	Recall information from experiences or gather information from provided sources to answer a question.	Embedded within the K-5 standard
Grade 3 W.3.8.	Recall information from experiences or gather information from print and digital sources; take brief notes on sources and sort evidence into provided categories.	Embedded within the K-5 standard
Grade 4 W.4.8.	Recall relevant information from experiences or gather relevant information from print and digital sources; take notes, paraphrase, and categorize information, and provide a list of sources.	Embedded within the K-5 standard
Grade 5 W.5.8.	Recall relevant information from experiences or gather relevant information from print and digital sources; summarize or paraphrase information in notes and finished work, and provide a list of sources.	Embedded within the K-5 standard

California Common Core Standards Learning Progression Guide



Grade – Specific Standards for Writing: Standard 8		
	W	WHST
Grade 6 W.6.8.	W.6.8. Gather relevant information from multiple print and digital sources; assess the credibility of each source; and quote or paraphrase the data and conclusions of others while avoiding plagiarism and providing basic bibliographic information for sources.	WHST.6-8.8. Gather relevant information from multiple print and digital sources (primary and secondary), using search terms effectively; assess the credibility and accuracy of each source; and quote or paraphrase the data and conclusions of others while avoiding plagiarism and following a standard format for citation.
Grade 7 W.7.8.	W.7.8. Gather relevant information from multiple print and digital sources, using search terms effectively; assess the credibility and accuracy of each source; and quote or paraphrase the data and conclusions of others while avoiding plagiarism and following a standard format for citation.	
Grade 8 W.8.8.	W.8.8. Gather relevant information from multiple print and digital sources, using search terms effectively; assess the credibility and accuracy of each source; and quote or paraphrase the data and conclusions of others while avoiding plagiarism and following a standard format for citation.	
Grade 9-10	W.9-10.8. Gather relevant information from multiple authoritative print and digital sources, using advanced searches effectively; assess the usefulness of each source in answering the research question; integrate information into the text selectively to maintain the flow of ideas, avoiding plagiarism and following a standard format for citation including footnotes and endnotes.	WHST.9-10.8. Gather relevant information from multiple authoritative print and digital sources (primary and secondary), using advanced searches effectively; assess the usefulness of each source in answering the research question; integrate information into the text selectively to maintain the flow of ideas, avoiding plagiarism and following a standard format for citation.
Grade 11-12	W.11-12.8. Gather relevant information from multiple authoritative print and digital sources, using advanced searches effectively; assess the strengths and limitations of each source in terms of the task, purpose, and audience; integrate information into the text selectively to maintain the flow of ideas, avoiding plagiarism and overreliance on any one source and following a standard format for citation including footnotes and endnotes.	WHST.11-12.8. Gather relevant information from multiple authoritative print and digital sources, using advanced searches effectively; assess the strengths and limitations of each source in terms of the specific task, purpose, and audience; integrate information into the text selectively to maintain the flow of ideas, avoiding plagiarism and overreliance on any one source and following a standard format for citation.
W.CCR.8	CCR Writing Anchor Standard 8: Gather relevant information from multiple print and digital sources, assess the credibility and accuracy of each source, and integrate the information while avoiding plagiarism.	

California Common Core Standards Learning Progression Guide



Grade – Specific Standards for Writing: Standard 9		
	W	WHST
	<i>Writing</i>	<i>Writing in History/Social Studies, Science and Technical Subjects</i>
Grade K W.K.9.	(Begins in grade 4)	Embedded within the K-5 standard
Grade 1 W.1.9.	(Begins in grade 4)	Embedded within the K-5 standard
Grade 2 W.2.9.	(Begins in grade 4)	Embedded within the K-5 standard
Grade 3 W.3.9.	(Begins in grade 4)	Embedded within the K-5 standard
Grade 4 W.4.9.	Draw evidence from literary or informational texts to support analysis, reflection, and research. o A. Apply <i>grade 4 Reading standards</i> to literature (e.g., “Describe in depth a character, setting, or event in a story or drama, drawing on specific details in the text *e.g., a character’s thoughts, words, or actions+.”). o B. Apply <i>grade 4 Reading standards</i> to informational texts (e.g., “Explain how an author uses reasons and evidence to support particular points in a text”).	Embedded within the K-5 standard
Grade 5 W.5.9.	Draw evidence from literary or informational texts to support analysis, reflection, and research. o A. Apply <i>grade 5 Reading standards</i> to literature (e.g., “Compare and contrast two or more characters, settings, or events in a story or a drama, drawing on specific details in the text [e.g., how characters interact+”). o B. Apply <i>grade 5 Reading standards</i> to informational texts (e.g., “Explain how an author uses reasons and evidence to support particular points in a text, identifying which reasons and evidence support which o point*s+”).	Embedded within the K-5 standard

California Common Core Standards Learning Progression Guide



Grade – Specific Standards for Writing: Standard 9		
	W	WHST
Grade 6 W.6.9	<p>W.6.9. Draw evidence from literary or informational texts to support analysis, reflection, and research.</p> <ul style="list-style-type: none"> ○ A. Apply <i>grade 6 Reading standards</i> to literature (e.g., “Compare and contrast texts in different forms or genres [e.g., stories and poems; historical novels and fantasy stories+ in terms of their approaches to similar themes and topics]”). ○ B. Apply <i>grade 6 Reading standards</i> to literary nonfiction (e.g., “Trace and evaluate the argument and specific claims in a text, distinguishing claims that are supported by reasons and evidence from claims that are not”). 	<p>WHST.6-8.9. Draw evidence from informational texts to support analysis, reflection, and research.</p>
Grade 7 W.7.9	<p>W.7.9. Draw evidence from literary or informational texts to support analysis, reflection, and research.</p> <ul style="list-style-type: none"> ○ A. Apply <i>grade 7 Reading standards</i> to literature (e.g., “Compare and contrast a fictional portrayal of a time, place, or character and a historical account of the same period as a means of understanding how authors of fiction use or alter history”). ○ B. Apply <i>grade 7 Reading standards</i> to literary nonfiction (e.g., “Trace and evaluate the argument and specific claims in a text, assessing whether the reasoning is sound and the evidence is relevant and sufficient to support the claims”). 	
Grade 8 W.8.9	<p>W.8.9. Draw evidence from literary or informational texts to support analysis, reflection, and research.</p> <ul style="list-style-type: none"> ○ A. Apply <i>grade 8 Reading standards</i> to literature (e.g., “Analyze how a modern work of fiction draws on themes, patterns of events, or character types from myths, traditional stories, or religious works such as the Bible, including describing how the material is rendered new”). ○ B. Apply <i>grade 8 Reading standards</i> to literary nonfiction (e.g., “Delineate and evaluate the argument and specific claims in a text, assessing whether the reasoning is sound and the evidence is relevant and sufficient; recognize when irrelevant evidence is introduced”). 	<p>WHST.9-10.9. Draw evidence from informational texts to support analysis, reflection, and research.</p>
Grade 9-10	<p>W.9-10.9. Draw evidence from literary or informational texts to support analysis, reflection, and research.</p> <ul style="list-style-type: none"> ○ A. Apply <i>grades 9–10 Reading standards</i> to literature (e.g., “Analyze how an author draws on and transforms source material in a specific work [e.g., how Shakespeare treats a theme or topic from Ovid or the Bible or how a later author draws on a play by Shakespeare+”). ○ B. Apply <i>grades 9–10 Reading standards</i> to literary nonfiction (e.g., “Delineate and evaluate the argument and specific claims in a text, assessing whether the reasoning is valid and the evidence is relevant and sufficient; identify false statements and fallacious reasoning”). 	
Grade 11-12	<p>W.11-12.9. Draw evidence from literary or informational texts to support analysis, reflection, and research.</p> <ul style="list-style-type: none"> ○ A. Apply <i>grades 11–12 Reading standards</i> to literature (e.g., “Demonstrate knowledge of eighteenth-, nineteenth- and early-twentieth-century foundational works of American literature, including how two or more texts from the same period treat similar themes or topics”). ○ B. Apply <i>grades 11–12 Reading standards</i> to literary nonfiction (e.g., “Delineate and evaluate the reasoning in seminal U.S. texts, including the application of constitutional principles and use of legal reasoning [e.g., in U.S. Supreme Court Case majority opinions and dissents] and the premises, purposes, and arguments in works of public advocacy [e.g., <i>The Federalist</i>, presidential addresses+”). 	<p>WHST.11-12.9. Draw evidence from informational texts to support analysis, reflection, and research.</p>
W.CCR.9	<p>CCR Writing Anchor Standard 9: Draw evidence from literary or informational texts to support analysis, reflection, and research.</p>	

California Common Core Standards Learning Progression Guide



Grade – Specific Standards for Writing: Standard 10		
	W	WHST
	<i>Writing</i>	<i>Writing in History/Social Studies, Science and Technical Subjects</i>
Grade K W.K.10.	(Begins in grade 2)	Embedded within the K-5 standard
Grade 1 W.1.10.	(Begins in grade 2)	Embedded within the K-5 standard
Grade 2 W.2.10	Write routinely over extended time frames (time for research, reflection, and revision) and shorter time frames (a single sitting or a day or two) for a range of discipline-specific tasks, purposes, and audiences.	Embedded within the K-5 standard
Grade 3 W.3.10.	Write routinely over extended time frames (time for research, reflection, and revision) and shorter time frames (a single sitting or a day or two) for a range of discipline-specific tasks, purposes, and audiences.	Embedded within the K-5 standard
Grade 4 W.4.10.	Write routinely over extended time frames (time for research, reflection, and revision) and shorter time frames (a single sitting or a day or two) for a range of discipline-specific tasks, purposes, and audiences.	Embedded within the K-5 standard
Grade 5 W.5.10	Write routinely over extended time frames (time for research, reflection, and revision) and shorter time frames (a single sitting or a day or two) for a range of discipline-specific tasks, purposes, and audiences.	Embedded within the K-5 standard

California Common Core Standards Learning Progression Guide



Grade – Specific Standards for Writing: Standard 10		
	W	WHST
Grade 6 W.6.10.	W.6.10. Write routinely over extended time frames (time for research, reflection, and revision) and shorter time frames (a single sitting or a day or two) for a range of discipline-specific tasks, purposes, and audiences.	WHST.6-8.10. Write routinely over extended time frames (time for reflection and revision) and shorter time frames (a single sitting or a day or two) for a range of discipline-specific tasks, purposes, and audiences.
Grade 7 W.7.10.	W.7.10. Write routinely over extended time frames (time for research, reflection, and revision) and shorter time frames (a single sitting or a day or two) for a range of discipline-specific tasks, purposes, and audiences.	
Grade 8 W.8.10.	W.8.10. Write routinely over extended time frames (time for research, reflection, and revision) and shorter time frames (a single sitting or a day or two) for a range of discipline-specific tasks, purposes, and audiences.	
Grade 9-10	W.9-10.10. Write routinely over extended time frames (time for research, reflection, and revision) and shorter time frames (a single sitting or a day or two) for a range of tasks, purposes, and audiences.	WHST.9-10.10. Write routinely over extended time frames (time for reflection and revision) and shorter time frames (a single sitting or a day or two) for a range of discipline-specific tasks, purposes, and audiences.
Grade 11-12	W.11-12.10. Write routinely over extended time frames (time for research, reflection, and revision) and shorter time frames (a single sitting or a day or two) for a range of tasks, purposes, and audiences.	WHST.11-12.10. Write routinely over extended time frames (time for reflection and revision) and shorter time frames (a single sitting or a day or two) for a range of discipline-specific tasks, purposes, and audiences.
W.CCR.10	CCR Writing Anchor Standard 10: Write routinely over extended time frames (time for research, reflection, and revision) and shorter time frames (a single sitting or a day or two) for a range of tasks, purposes, and audiences.	

California Common Core Standards Learning Progression Guide





Speaking and Listening (SL)

The six Speaking & Listening CCR Anchor Standards serve as the common blueprint for the following strands:

- Speaking & Listening Standards (SL) for ELA grades K-12

Speaking & Listening Anchor Standards

1. Prepare for and participate effectively in a range of conversations and collaborations with diverse partners, building on others' ideas and expressing their own clearly and persuasively.
2. Integrate and evaluate information presented in diverse media and formats, including visually, quantitatively, and orally.
3. Evaluate a speaker's point of view, reasoning, and use of evidence and rhetoric.
4. Present information, findings, and supporting evidence such that listeners can follow the line of reasoning and the organization, development, and style are appropriate to task, purpose, and audience.
5. Make strategic use of digital media and visual displays of data to express information and enhance understanding of presentations
6. Adapt speech to a variety of contexts and communicative tasks, demonstrating command of formal English when indicated or appropriate.

The Speaking & Listening Standards are organized into two topic areas:

- Comprehension and collaboration: SL 1, SL 2, SL 3
- Presentation of Knowledge and Ideas: SL 4, SL 5, SL 6

California Common Core Standards Learning Progression Guide



Grade – Specific Standards for Speaking & Listening: Standard 1	
SL.CCR.1	SL
Grade K SL.K.1.	Participate in collaborative conversations with diverse partners about <i>kindergarten topics and texts</i> with peers and adults in small and larger groups. <ul style="list-style-type: none"> ○ A. Follow agreed-upon rules for discussions (e.g., listening to others and taking turns speaking about the topics and texts under discussion). ○ B. Continue a conversation through multiple exchanges.
Grade 1 SL.1.1.	Participate in collaborative conversations with diverse partners about <i>grade 1 topics and texts</i> with peers and adults in small and larger groups. <ul style="list-style-type: none"> ○ A. Follow agreed-upon rules for discussions (e.g., listening to others with care, speaking one at a time about the topics and texts under discussion). ○ B. Build on others' talk in conversations by responding to the comments of others through multiple exchanges. ○ C. Ask questions to clear up any confusion about the topics and texts under discussion.
Grade 2 SL.2.1.	Participate in collaborative conversations with diverse partners about <i>grade 2 topics and texts</i> with peers and adults in small and larger groups. <ul style="list-style-type: none"> ○ A. Follow agreed-upon rules for discussions (e.g., gaining the floor in respectful ways, listening to others with care, speaking one at a time about the topics and texts under discussion). ○ B. Build on others' talk in conversations by linking their comments to the remarks of others. ○ C. Ask for clarification and further explanation as needed about the topics and texts under discussion.
Grade 3 SL.3.1.	Engage effectively in a range of collaborative discussions (one-on-one, in groups, and teacher-led) with diverse partners on <i>grade 3 topics and texts</i> , building on others' ideas and expressing their own clearly. <ul style="list-style-type: none"> ○ A. Come to discussions prepared, having read or studied required material; explicitly draw on that preparation and other information known about the topic to explore ideas under discussion. ○ B. Follow agreed-upon rules for discussions (e.g., gaining the floor in respectful ways, listening to others with care, speaking one at a time about the topics and texts under discussion). ○ C. Ask questions to check understanding of information presented, stay on topic, and link their comments to the remarks of others. ○ D. Explain their own ideas and understanding in light of the discussion.
Grade 4 SL.4.1.	Engage effectively in a range of collaborative discussions (one-on-one, in groups, and teacher-led) with diverse partners on <i>grade 4 topics and texts</i> , building on others' ideas and expressing their own clearly. <ul style="list-style-type: none"> ○ A. Come to discussions prepared, having read or studied required material; explicitly draw on that preparation and other information known about the topic to explore ideas under discussion. ○ B. Follow agreed-upon rules for discussions and carry out assigned roles. ○ C. Pose and respond to specific questions to clarify or follow up on information, and make comments that contribute to the discussion and link to the remarks of others. ○ D. Review the key ideas expressed and explain their own ideas and understanding in light of the discussion.
Grade 5 SL.5.1.	Engage effectively in a range of collaborative discussions (one-on-one, in groups, and teacher-led) with diverse partners on <i>grade 5 topics and texts</i> , building on others' ideas and expressing their own clearly. <ul style="list-style-type: none"> ○ A. Come to discussions prepared, having read or studied required material; explicitly draw on that preparation and other information known about the topic to explore ideas under discussion. ○ B. Follow agreed-upon rules for discussions and carry out assigned roles. ○ C. Pose and respond to specific questions by making comments that contribute to the discussion and elaborate on the remarks of others. ○ D. Review the key ideas expressed and draw conclusions in light of information and knowledge gained from the discussions.

Grade – Specific Standards for Speaking & Listening: Standard 1	
SL	
Grade 6 SL.6.1.	<p>Engage effectively in a range of collaborative discussions (one-on-one, in groups, and teacher-led) with diverse partners on grade 6 topics, texts, and issues, building on others' ideas and expressing their own clearly.</p> <ul style="list-style-type: none"> ○ A. Come to discussions prepared, having read or studied required material; explicitly draw on that preparation by referring to evidence on the topic, text, or issue to probe and reflect on ideas under discussion. ○ B. Follow rules for collegial discussions, set specific goals and deadlines, and define individual roles as needed. ○ C. Pose and respond to specific questions with elaboration and detail by making comments that contribute to the topic, text, or issue under discussion. ○ D. Review the key ideas expressed and demonstrate understanding of multiple perspectives through reflection and paraphrasing.
Grade 7 SL.7.1.	<p>Engage effectively in a range of collaborative discussions (one-on-one, in groups, and teacher-led) with diverse partners on grade 7 topics, texts, and issues, building on others' ideas and expressing their own clearly.</p> <ul style="list-style-type: none"> ○ A. Come to discussions prepared, having read or researched material under study; explicitly draw on that preparation by referring to evidence on the topic, text, or issue to probe and reflect on ideas under discussion. ○ B. Follow rules for collegial discussions, track progress toward specific goals and deadlines, and define individual roles as needed. ○ C. Pose questions that elicit elaboration and respond to others' questions and comments with relevant observations and ideas that bring the discussion back on topic as needed. ○ D. Acknowledge new information expressed by others and, when warranted, modify their own views.
Grade 8 SL.8.1.	<p>Engage effectively in a range of collaborative discussions (one-on-one, in groups, and teacher-led) with diverse partners on grade 8 topics, texts, and issues, building on others' ideas and expressing their own clearly.</p> <ul style="list-style-type: none"> ○ A. Come to discussions prepared, having read or researched material under study; explicitly draw on that preparation by referring to evidence on the topic, text, or issue to probe and reflect on ideas under discussion. ○ B. Follow rules for collegial discussions and decision-making, track progress toward specific goals and deadlines, and define individual roles as needed. ○ C. Pose questions that connect the ideas of several speakers and respond to others' questions and comments with relevant evidence, observations, and ideas. ○ D. Acknowledge new information expressed by others, and, when warranted, qualify or justify their own views in light of the evidence presented.
Grade 9-10 SL.9-10.1.	<p>Initiate and participate effectively in a range of collaborative discussions (one-on-one, in groups, and teacher-led) with diverse partners on grades 9–10 topics, texts, and issues, building on others' ideas and expressing their own clearly and persuasively.</p> <ul style="list-style-type: none"> ○ A. Come to discussions prepared, having read and researched material under study; explicitly draw on that preparation by referring to evidence from texts and other research on the topic or issue to stimulate a thoughtful, well-reasoned exchange of ideas. ○ B. Work with peers to set rules for collegial discussions and decision-making (e.g., informal consensus, taking votes on key issues, presentation of alternate views), clear goals and deadlines, and individual roles as needed. ○ C. Propel conversations by posing and responding to questions that relate the current discussion to broader themes or larger ideas; actively incorporate others into the discussion; and clarify, verify, or challenge ideas and conclusions. ○ D. Respond thoughtfully to diverse perspectives, summarize points of agreement and disagreement, and, when warranted, qualify or justify their own views and understanding and make new connections in light of the evidence and reasoning presented.
Grade 11-12 SL.11-12.1.	<p>Initiate and participate effectively in a range of collaborative discussions (one-on-one, in groups, and teacher-led) with diverse partners on grades 11–12 topics, texts, and issues, building on others' ideas and expressing their own clearly and persuasively.</p> <ul style="list-style-type: none"> ○ A. Come to discussions prepared, having read and researched material under study; explicitly draw on that preparation by referring to evidence from texts and other research on the topic or issue to stimulate a thoughtful, well-reasoned exchange of ideas. ○ B. Work with peers to promote civil, democratic discussions and decision-making, set clear goals and deadlines, and establish individual roles as needed. ○ C. Propel conversations by posing and responding to questions that probe reasoning and evidence; ensure a hearing for a full range of positions on a topic or issue; clarify, verify, or challenge ideas and conclusions; and promote divergent and creative perspectives. ○ D. Respond thoughtfully to diverse perspectives; synthesize comments, claims, and evidence made on all sides of an issue; resolve contradictions when possible; and determine what additional information or research is required to deepen the investigation or complete the task.
SL.CCR.1	CCR Speaking & Listening Anchor Standard 1: Prepare for and participate effectively in a range of conversations and collaborations with diverse partners, building on others' ideas and expressing their own clearly and persuasively.

Grade – Specific Standards for Speaking & Listening: Standard 2	
SL	
Grade K SL.K.2	<p>Confirm understanding of a text read aloud or information presented orally or through other media by asking and answering questions about key details and requesting clarification if something is not understood.</p> <p>A. Understand and follow one- and two-step oral directions.</p>
Grade 1 SL.1.2	<p>Ask and answer questions about key details in a text read aloud or information presented orally or through other media.</p> <p>A. Give, restate, and follow simple two-step directions.</p>
Grade 2 SL.2.2	<p>Recount or describe key ideas or details from a text read aloud or information presented orally or through other media.</p> <p>A. Give and follow three- and four-step oral directions.</p>
Grade 3 SL.3.2	<p>Determine the main ideas and supporting details of a text read aloud or information presented in diverse media and formats, including visually, quantitatively, and orally.</p>
Grade 4 SL.4.2	<p>Paraphrase portions of a text read aloud or information presented in diverse media and formats, including visually, quantitatively, and orally.</p>
Grade 5 SL.5.2	<p>Summarize a written text read aloud or information presented in diverse media and formats, including visually, quantitatively, and orally.</p>

California Common Core Standards Learning Progression Guide



Grade – Specific Standards for Speaking & Listening: Standard 2	
SL	
Grade 6 SL.6.2	Interpret information presented in diverse media and formats (e.g., visually, quantitatively, orally) and explain how it contributes to a topic, text, or issue under study.
Grade 7 SL.7.2	Analyze the main ideas and supporting details presented in diverse media and formats (e.g., visually, quantitatively, orally) and explain how the ideas clarify a topic, text, or issue under study.
Grade 8 SL.8.2	Analyze the purpose of information presented in diverse media and formats (e.g., visually, quantitatively, orally) and evaluate the motives (e.g., social, commercial, political) behind its presentation.
Grade 9-10 SL.9-10.2	Integrate multiple sources of information presented in diverse media or formats (e.g., visually, quantitatively, orally) evaluating the credibility and accuracy of each source.
Grade 11-12 SL.11-12.2	Integrate multiple sources of information presented in diverse formats and media (e.g., visually, quantitatively, orally) in order to make informed decisions and solve problems, evaluating the credibility and accuracy of each source and noting any discrepancies among the data.
SL.CCR.2	<i>CCR Speaking & Listening Anchor Standard 2: Integrate and evaluate information presented in diverse media and formats, including visually, quantitatively, and orally.</i>

Grade – Specific Standards for Speaking & Listening: Standard 3	
SL	
Grade K SL.K.3.	Ask and answer questions in order to seek help, get information, or clarify something that is not understood.
Grade 1 SL.1.3.	Ask and answer questions about what a speaker says in order to gather additional information or clarify something that is not understood.
Grade 2 SL.2.3.	Ask and answer questions about what a speaker says in order to clarify comprehension, gather additional information, or deepen understanding of a topic or issue.
Grade 3 SL.3.3.	Ask and answer questions about information from a speaker, offering appropriate elaboration and detail.
Grade 4 SL.4.3.	Identify the reasons and evidence a speaker or media source provides to support particular points.
Grade 5 SL.5.3.	Summarize the points a speaker or media source makes and explain how each claim is supported by reasons and evidence, and identify and analyze any logical fallacies.

Grade – Specific Standards for Speaking & Listening: Standard 3	
SL	
Grade 6 SL.6.3.	Delineate a speaker's argument and specific claims, distinguishing claims that are supported by reasons and evidence from claims that are not.
Grade 7 SL.7.3.	Delineate a speaker's argument and specific claims, and attitude toward the subject, evaluating the soundness of the reasoning and the relevance and sufficiency of the evidence.
Grade 8 SL.8.3.	Delineate a speaker's argument and specific claims, evaluating the soundness of the reasoning and relevance and sufficiency of the evidence and identifying when irrelevant evidence is introduced.
Grade 9-10 SL.9-10.3.	Evaluate a speaker's point of view, reasoning, and use of evidence and rhetoric, identifying any fallacious reasoning or exaggerated or distorted evidence.
Grade 11-12 SL.11-12.3.	Evaluate a speaker's point of view, reasoning, and use of evidence and rhetoric, assessing the stance, premises, links among ideas, word choice, points of emphasis, and tone used.
SL.CCR.3	<i>CCR Speaking & Listening Anchor Standard 3: Evaluate a speaker's point of view, reasoning, and use of evidence and rhetoric.</i>



Grade – Specific Standards for Speaking & Listening: Standard 4	
SL	
Grade K SL.K.4.	Describe familiar people, places, things, and events and, with prompting and support, provide additional detail.
Grade 1 SL.1.4.	Describe people, places, things, and events with relevant details, expressing ideas and feelings clearly. A. Memorize and recite poems, rhymes, and songs with expression.
Grade 2 SL.2.4.	Tell a story or recount an experience with appropriate facts and relevant, descriptive details, speaking audibly in coherent sentences. A. Plan and deliver a narrative presentation that: recounts a well-elaborated event, includes details, reflects a logical sequence, and provides a conclusion.
Grade 3 SL.3.4.	Report on a topic or text, tell a story, or recount an experience with appropriate facts and relevant, descriptive details, speaking clearly at an understandable pace. A. Plan and deliver an informative/explanatory presentation on a topic that: organizes ideas around major points of information, follows a logical sequence, includes supporting details, uses clear and specific vocabulary, and provides a strong conclusion.
Grade 4 SL.4.4.	Report on a topic or text, tell a story, or recount an experience in an organized manner, using appropriate facts and relevant, descriptive details to support main ideas or themes; speak clearly at an understandable pace. A. Plan and deliver a narrative presentation that: relates ideas, observations, or recollections; provides a clear context; and includes clear insight into why the event or experience is memorable.
Grade 5 SL.5.4.	Report on a topic or text or present an opinion, sequencing ideas logically and using appropriate facts and relevant, descriptive details to support main ideas or themes; speak clearly at an understandable pace. a. Plan and deliver an opinion speech that: states an opinion, logically sequences evidence to support the speaker's position, uses transition words to effectively link opinions and evidence (e.g., consequently and therefore), and provides a concluding statement related to the speaker's position. b. Memorize and recite a poem or section of a speech or historical document using rate, expression, and gestures appropriate to the selection.

Grade – Specific Standards for Speaking & Listening: Standard 4	
SL	
Grade 6 SL.6.4.	<p>Present claims and findings (e.g., argument, narrative, informative, response to literature presentations), sequencing ideas logically and using pertinent descriptions, facts, and details and non-verbal elements to accentuate main ideas or themes; use appropriate eye contact, adequate volume, and clear pronunciation.</p> <p>A. Plan and deliver an informative/explanatory presentation that: develops a topic with relevant facts, definitions, and concrete details; uses appropriate transitions to clarify relationships; uses precise language and domain specific vocabulary; and provides a strong conclusion.</p>
Grade 7 SL.7.4.	<p>Present claims and findings (e.g., argument, narrative, summary presentations), emphasizing salient points in a focused, coherent manner with pertinent descriptions, facts, details, and examples; use appropriate eye contact, adequate volume, and clear pronunciation.</p> <p>A. Plan and present a narrative that: supports a claim, acknowledges counterarguments, organizes evidence logically, uses words and phrases to create cohesion, and provides a concluding statement that supports the argument presented.</p>
Grade 8 SL.8.4.	<p>Present claims and findings (e.g., argument, narrative, response to literature presentations), emphasizing salient points in a focused, coherent manner with relevant evidence, sound valid reasoning, and well-chosen details; use appropriate eye contact, adequate volume, and clear pronunciation.</p> <p>A. Plan and present a narrative that: establishes a context and point of view, presents a logical sequence, uses narrative techniques (e.g., dialogue, pacing, description, sensory language), uses a variety of transitions, and provides a conclusion that reflects the experience.</p>
Grade 9-10 SL.9-10.4.	<p>Present information, findings, and supporting evidence clearly, concisely, and logically (using appropriate eye contact, adequate volume, and clear pronunciation) such that listeners can follow the line of reasoning and the organization, development, substance, and style are appropriate to purpose (e.g., argument, narrative, informative, response to literature presentations), audience, and task.</p> <p>A. Plan and deliver an informative/explanatory presentation that: presents evidence in support of a thesis, conveys information from primary and secondary sources coherently, uses domain specific vocabulary, and provides a conclusion that summarizes the main points. (9th or 10th grade.)</p> <p>B. Plan, memorize and present a recitation (e.g., poem, selection from a speech or dramatic soliloquy) that: conveys the meaning of the selection and includes appropriate performance techniques (e.g., tone, rate, voice modulation) to achieve the desired aesthetic effect. (9th or 10th grade.)</p>
Grade 11-12 SL.11-12.4.	<p>Present information, findings, and supporting evidence (e.g., reflective, historical investigation, response to literature presentations), conveying a clear and distinct perspective and a logical argument, such that listeners can follow the line of reasoning, alternative or opposing perspectives are addressed, and the organization, development, substance, and style are appropriate to purpose, audience, and a range of formal and informal tasks. Use appropriate eye contact, adequate volume, and clear pronunciation.</p> <p>A. Plan and deliver a reflective narrative that: explores the significance of a personal experience, event, or concern; uses sensory language to convey a vivid picture; includes appropriate narrative techniques (e.g., dialogue, pacing, description); and draws comparisons between the specific incident and broader themes. (11th or 12th grade.)</p> <p>B. Plan and present an argument that: supports a precise claim; provides a logical sequence for claims, counterclaims, and evidence; uses rhetorical devices to support assertions (e.g., analogy, appeal to logic through reasoning, appeal to emotion or ethical belief); uses varied syntax to link major sections of the presentation to create cohesion and clarity; and provides a concluding statement that supports the argument presented. (11th or 12th grade.)</p>
SL.CCR.4	<p>CCR Speaking & Listening Anchor Standard 4: Present information, findings, and supporting evidence such that listeners can follow the line of reasoning and the organization, development, and style are appropriate to task, purpose, and audience.</p>



Grade – Specific Standards for Speaking & Listening: Standard 5	
SL	
Grade K SL.K.5.	Add drawings or other visual displays to descriptions as desired to provide additional detail.
Grade 1 SL.1.5.	Add drawings or other visual displays to descriptions when appropriate to clarify ideas, thoughts, and feelings.
Grade 2 SL.2.5.	Create audio recordings of stories or poems; add drawings or other visual displays to stories or recounts of experiences when appropriate to clarify ideas, thoughts, and feelings.
Grade 3 SL.3.5.	Create engaging audio recordings of stories or poems that demonstrate fluid reading at an understandable pace; add visual displays when appropriate to emphasize or enhance certain facts or details.
Grade 4 SL.4.5.	Add audio recordings and visual displays to presentations when appropriate to enhance the development of main ideas or themes.
Grade 5 SL.5.5.	Include multimedia components (e.g., graphics, sound) and visual displays in presentations when appropriate to enhance the development of main ideas or themes.

California Common Core Standards Learning Progression Guide



Grade – Specific Standards for Speaking & Listening: Standard 5	
SL	
Grade 6 SL.6.5.	Include multimedia components (e.g., graphics, images, music, sound) and visual displays in presentations to clarify information.
Grade 7 SL.7.5.	Include multimedia components and visual displays in presentations to clarify claims and findings and emphasize salient points.
Grade 8 SL.8.5.	Integrate multimedia and visual displays into presentations to clarify information, strengthen claims and evidence, and add interest.
Grade 9-10 SL.9-10.5.	Make strategic use of digital media (e.g., textual, graphical, audio, visual, and interactive elements) in presentations to enhance understanding of findings, reasoning, and evidence and to add interest.
Grade 11-12 SL.11-12.5.	Make strategic use of digital media (e.g., textual, graphical, audio, visual, and interactive elements) in presentations to enhance understanding of findings, reasoning, and evidence and to add interest.
SL.CCR.5	<i>CCR Speaking & Listening Anchor Standard 5: Make strategic use of digital media and visual displays of data to express information and enhance understanding of presentations.</i>



Grade – Specific Standards for Speaking & Listening: Standard 6	
	SL
Grade K SL.K.6.	Speak audibly and express thoughts, feelings, and ideas clearly.
Grade 1 SL.1.6.	Produce complete sentences when appropriate to task and situation.
Grade 2 SL.2.6.	Produce complete sentences when appropriate to task and situation in order to provide requested detail or clarification.
Grade 3 SL.3.6.	Speak in complete sentences when appropriate to task and situation in order to provide requested detail or clarification.
Grade 4 SL.4.6.	Differentiate between contexts that call for formal English (e.g., presenting ideas) and situations where informal discourse is appropriate (e.g., small-group discussion); use formal English when appropriate to task and situation.
Grade 5 SL.5.6.	Adapt speech to a variety of contexts and tasks, using formal English when appropriate to task and situation.

California Common Core Standards Learning Progression Guide



Grade – Specific Standards for Speaking & Listening: Standard 6	
SL	
Grade 6 SL.6.6.	Adapt speech to a variety of contexts and tasks, demonstrating command of formal English when indicated or appropriate. (See grade 6 Language standards 1 and 3 for specific expectations.)
Grade 7 SL.7.6.	Adapt speech to a variety of contexts and tasks, demonstrating command of formal English when indicated or appropriate. (See grade 7 Language standards 1 and 3 for specific expectations.)
Grade 8 SL.8.6.	Adapt speech to a variety of contexts and tasks, demonstrating command of formal English when indicated or appropriate. (See grade 8 Language standards 1 and 3 for specific expectations.)
Grade 9-10 SL.9-10.6.	Adapt speech to a variety of contexts and tasks, demonstrating command of formal English when indicated or appropriate. (See grade 9-10 Language standards 1 and 3 for specific expectations.)
Grade 11-12 SL.11-12.6.	Adapt speech to a variety of contexts and tasks, demonstrating a command of formal English when indicated or appropriate. (See grade 11-12 Language standards 1 and 3 for specific expectations.)
SL.CCR.6	<i>CCR Speaking & Listening Anchor Standard 6: Adapt speech to a variety of contexts and communicative tasks, demonstrating command of formal English when indicated or appropriate.</i>

California Common Core Standards Learning Progression Guide





Language (L)

The six Language CCR Anchor Standards serve as the common blueprint for the following strands:

- Language Standards (L) for ELA K-12

Language Anchor Standard

1. Demonstrate command of the conventions of standard English grammar and usage when writing or speaking.
2. Demonstrate command of the conventions of standard English capitalization, punctuation, and spelling when writing.
3. Apply knowledge of language to understand how language functions in different contexts, to make effective choices for meaning or style, and to comprehend more fully when reading or listening.
4. Determine or clarify the meaning of unknown and multiple-meaning words and phrases by using context clues, analyzing meaningful word parts, and consulting general and specialized reference materials, as appropriate.
5. Demonstrate understanding of figurative language, word relationships, and nuances in word meanings.
6. Acquire and use accurately a range of general academic and domain-specific words and phrases sufficient for reading, writing, speaking, and listening at the college and career readiness level; demonstrate independence in gathering vocabulary knowledge when considering a word or phrase important to comprehension or expression.

The Language Standards are organized into three topic areas:

- Conventions of Standard English: L1, L2
- Knowledge of Language: L3
- Vocabulary Acquisition and Use: L4, L5, L6

Grade – Specific Standards for Language: Standard 1

L

Beginning in grade 3, skills and understandings that are particularly likely to require continued attention in higher grades as they are applied to increasingly sophisticated writing and speaking are marked with an asterisk (*).

<p>Grade K L.K.1.</p>	<p>Demonstrate command of the conventions of standard English grammar and usage when writing or speaking.</p> <ul style="list-style-type: none"> ○ A. Print many upper- and lowercase letters. ○ B. Use frequently occurring nouns and verbs. ○ C. Form regular plural nouns orally by adding /s/ or /es/ (e.g., <i>dog, dogs; wish, wishes</i>). ○ D. Understand and use question words (interrogatives) (e.g., <i>who, what, where, when, why, how</i>). ○ E. Use the most frequently occurring prepositions (e.g., <i>to, from, in, out, on, off, for, of, by, with</i>). ○ F. Produce and expand complete sentences in shared language activities.
<p>Grade 1 L.1.1.</p>	<p>Demonstrate command of the conventions of standard English grammar and usage when writing or speaking.</p> <ul style="list-style-type: none"> ○ A. Print all upper- and lowercase letters. ○ B. Use common, proper, and possessive nouns. ○ C. Use singular and plural nouns with matching verbs in basic sentences (e.g., <i>He hops; We hop</i>). ○ D. Use personal, (subject, object), possessive, and indefinite pronouns (e.g., <i>I, me, my; they, them, their, anyone, everything</i>). ○ E. Use verbs to convey a sense of past, present, and future (e.g., <i>Yesterday I walked home; Today I walk home; Tomorrow I will walk home</i>). ○ F. Use frequently occurring adjectives. ○ G. Use frequently occurring conjunctions (e.g., <i>and, but, or, so, because</i>). ○ H. Use determiners (e.g., articles, demonstratives). ○ I. Use frequently occurring prepositions (e.g., <i>during, beyond, toward</i>). ○ J. Produce and expand complete simple and compound declarative, interrogative, imperative, and exclamatory sentences in response to prompts.
<p>Grade 2 L.2.1.</p>	<p>Demonstrate command of the conventions of standard English grammar and usage when writing or speaking.</p> <ul style="list-style-type: none"> ○ A. Create readable documents with legible print. ○ B. Use collective nouns (e.g., <i>group</i>). ○ C. Form and use frequently occurring irregular plural nouns (e.g., <i>feet, children, teeth, mice, fish</i>). ○ D. Use reflexive pronouns (e.g., <i>myself, ourselves</i>). ○ E. Form and use the past tense of frequently occurring irregular verbs (e.g., <i>sat, hid, told</i>). ○ F. Use adjectives and adverbs, and choose between them depending on what is to be modified. ○ G. Produce, expand, and rearrange complete simple and compound sentences (e.g., <i>The boy watched the movie; The little boy watched the movie; The action movie was watched by the little boy</i>).
<p>Grade 3 L.3.1.</p>	<p>Demonstrate command of the conventions of standard English grammar and usage when writing or speaking.</p> <ul style="list-style-type: none"> A. Write legibly in cursive or joined italics, allowing margins and correct spacing between letters in a word and words in a sentence. ○ B. Explain the function of nouns, pronouns, verbs, adjectives, and adverbs in general and their functions in particular sentences. ○ C. Use reciprocal pronouns correctly. ○ D. Form and use regular and irregular plural nouns. ○ E. Use abstract nouns (e.g., <i>childhood</i>). ○ F. Form and use regular and irregular verbs. ○ G. Form and use the simple (e.g., <i>I walked; I walk; I will walk</i>) verb tenses. ○ H. Ensure subject-verb and pronoun-antecedent agreement.* ○ I. Form and use comparative and superlative adjectives and adverbs, and choose between them depending on what is to be modified. ○ J. Use coordinating and subordinating conjunctions. ○ K. Produce simple, compound, and complex sentences.
<p>Grade 4 L.4.1.</p>	<p>Demonstrate command of the conventions of standard English grammar and usage when writing or speaking.</p> <ul style="list-style-type: none"> A. Write fluidly and legibly in cursive or joined italics. ○ B. Use interrogative, relative pronouns (<i>who, whose, whom, which, that</i>) and relative adverbs (<i>where, when, why</i>). ○ C. Form and use the progressive (e.g., <i>I was walking; I am walking; I will be walking</i>) verb tenses. ○ D. Use modal auxiliaries (e.g., <i>can, may, must</i>) to convey various conditions. E. Order adjectives within sentences according to conventional patterns (e.g., <i>a small red bag</i> rather than <i>a red small bag</i>). ○ F. Form and use prepositional phrases. ○ G. Produce complete sentences, recognizing and correcting inappropriate fragments and run-ons.* ○ H. Correctly use frequently confused words (e.g., <i>to, too, two; there, their</i>).*
<p>Grade 5 L.5.1.</p>	<p>Demonstrate command of the conventions of standard English grammar and usage when writing or speaking.</p> <ul style="list-style-type: none"> ○ A. Explain the function of conjunctions, prepositions, and interjections in general and their function in particular sentences. ○ B. Form and use the perfect (e.g., <i>I had walked; I have walked; I will have walked</i>) verb tenses. ○ C. Use verb tense to convey various times, sequences, states, and conditions. ○ D. Recognize and correct inappropriate shifts in verb tense.* ○ E. Use correlative conjunctions (e.g., <i>either/or, neither/nor</i>).

Grade – Specific Standards for Language: Standard 1	
L	
<p>Grade 6 L.6.1.</p>	<p>Demonstrate command of the conventions of standard English grammar and usage when writing or speaking.</p> <ul style="list-style-type: none"> ○ A. Ensure that pronouns are in the proper case (subjective, objective, possessive). ○ B. Use all pronouns, including intensive pronouns (e.g., <i>myself</i>, <i>ourselves</i>) correctly. ○ C. Recognize and correct inappropriate shifts in pronoun number and person.* ○ D. Recognize and correct vague pronouns (i.e., ones with unclear or ambiguous antecedents).* ○ E. Recognize variations from standard English in their own and others' writing and speaking, and identify and use strategies to improve expression in conventional language.*
<p>Grade 7 L.7.1.</p>	<p>Demonstrate command of the conventions of standard English grammar and usage when writing or speaking.</p> <ul style="list-style-type: none"> ○ A. Explain the function of phrases and clauses in general and their function in specific sentences. ○ B. Choose among simple, compound, complex, and compound-complex sentences to signal differing relationships among ideas. ○ C. Place phrases and clauses within a sentence, recognizing and correcting misplaced and dangling modifiers.*
<p>Grade 8 L.8.1.</p>	<p>Demonstrate command of the conventions of standard English grammar and usage when writing or speaking.</p> <ul style="list-style-type: none"> ○ A. Explain the function of verbals (gerunds, participles, infinitives) in general and their function in particular sentences. ○ B. Form and use verbs in the active and passive voice. ○ C. Form and use verbs in the indicative, imperative, interrogative, conditional, and subjunctive mood. ○ D. Recognize and correct inappropriate shifts in verb voice and mood.*
<p>Grade 9-10 L.9-10.1.</p>	<p>Demonstrate command of the conventions of standard English grammar and usage when writing or speaking.</p> <ul style="list-style-type: none"> ○ A. Use parallel structure.* ○ B. Use various types of phrases (noun, verb, adjectival, adverbial, participial, prepositional, absolute) and clauses (independent, dependent; noun, relative, adverbial) to convey specific meanings and add variety and interest to writing or presentations.
<p>Grade 11-12 L.11-12.1.</p>	<p>Demonstrate command of the conventions of standard English grammar and usage when writing or speaking.</p> <ul style="list-style-type: none"> ○ A. Apply the understanding that usage is a matter of convention, can change over time, and is sometimes contested. ○ B. Resolve issues of complex or contested usage, consulting references (e.g., <i>Merriam-Webster's Dictionary of English Usage</i>, <i>Garner's Modern American Usage</i>) as needed.
<p>L.CCR.1.</p>	<p>CCR Language Anchor Standard 1: Demonstrate command of the conventions of standard English grammar and usage when writing or speaking.</p>

Grade – Specific Standards for Language: Standard 2

L

Beginning in grade 3, skills and understandings that are particularly likely to require continued attention in higher grades as they are applied to increasingly sophisticated writing and speaking are marked with an asterisk (*).

<p>Grade K L.K.2</p>	<p>Demonstrate command of the conventions of standard English capitalization, punctuation, and spelling when writing.</p> <ul style="list-style-type: none"> ○ A. Capitalize the first word in a sentence and the pronoun <i>I</i>. ○ B. Recognize and name end punctuation. ○ C. Write a letter or letters for most consonant and short-vowel sounds (phonemes). ○ D. Spell simple words phonetically, drawing on knowledge of sound-letter relationships.
<p>Grade 1 L.1.2</p>	<p>Demonstrate command of the conventions of standard English capitalization, punctuation, and spelling when writing.</p> <ul style="list-style-type: none"> ○ A. Capitalize dates and names of people. ○ B. Use end punctuation for sentences. ○ C. Use commas in dates and to separate single words in a series. ○ D. Use conventional spelling for words with common spelling patterns and for frequently occurring irregular words. ○ E. Spell untaught words phonetically, drawing on phonemic awareness and spelling conventions.
<p>Grade 2 L.2.2</p>	<p>Demonstrate command of the conventions of standard English capitalization, punctuation, and spelling when writing.</p> <ul style="list-style-type: none"> ○ A. Capitalize holidays, product names, and geographic names. ○ B. Use commas in greetings and closings of letters. ○ C. Use an apostrophe to form contractions and frequently occurring possessives. ○ D. Generalize learned spelling patterns when writing words (e.g., <i>cage</i> → <i>badge</i>; <i>boy</i> → <i>boil</i>). ○ E. Consult reference materials, including beginning dictionaries, as needed to check and correct spellings.
<p>Grade 3 L.3.2</p>	<p>Demonstrate command of the conventions of standard English capitalization, punctuation, and spelling when writing.</p> <ul style="list-style-type: none"> ○ A. Capitalize appropriate words in titles. ○ B. Use commas in addresses. ○ C. Use commas and quotation marks in dialogue. ○ D. Form and use possessives. ○ E. Use conventional spelling for high-frequency and other studied words and for adding suffixes to base words (e.g., <i>sitting</i>, <i>smiled</i>, <i>cries</i>, <i>happiness</i>). ○ F. Use spelling patterns and generalizations (e.g., <i>word families</i>, <i>position-based spellings</i>, <i>syllable patterns</i>, <i>ending rules</i>, <i>meaningful word parts</i>) in writing words. ○ G. Consult reference materials, including beginning dictionaries, as needed to check and correct spellings.
<p>Grade 4 L.4.2</p>	<p>Demonstrate command of the conventions of standard English capitalization, punctuation, and spelling when writing.</p> <ul style="list-style-type: none"> ○ A. Use correct capitalization. ○ B. Use commas and quotation marks to mark direct speech and quotations from a text. ○ C. Use a comma before a coordinating conjunction in a compound sentence. ○ D. Spell grade-appropriate words correctly, consulting references as needed.
<p>Grade 5 L.5.2</p>	<p>Demonstrate command of the conventions of standard English capitalization, punctuation, and spelling when writing.</p> <ul style="list-style-type: none"> ○ A. Use punctuation to separate items in a series.* ○ B. Use a comma to separate an introductory element from the rest of the sentence. ○ C. Use a comma to set off the words <i>yes</i> and <i>no</i> (e.g., <i>Yes, thank you</i>), to set off a tag question from the rest of the sentence (e.g., <i>It's true, isn't it?</i>), and to indicate direct address (e.g., <i>Is that you, Steve?</i>). ○ D. Use underlining, quotation marks, or italics to indicate titles of works. ○ E. Spell grade-appropriate words correctly, consulting references as needed.

Grade – Specific Standards for Language: Standard 2	
L	
Grade 6 L.6.2	Demonstrate command of the conventions of standard English capitalization, punctuation, and spelling when writing. <ul style="list-style-type: none"> ○ A. Use punctuation (commas, parentheses, dashes) to set off nonrestrictive/parenthetical elements.* ○ B. Spell correctly.
Grade 7 L.7.2	Demonstrate command of the conventions of standard English capitalization, punctuation, and spelling when writing. <ul style="list-style-type: none"> ○ A. Use a comma to separate coordinate adjectives (e.g., <i>It was a fascinating, enjoyable movie</i> but not <i>He wore an old[,] green shirt</i>). ○ B. Spell correctly.
Grade 8 L.8.2	Demonstrate command of the conventions of standard English capitalization, punctuation, and spelling when writing. <ul style="list-style-type: none"> ○ A. Use punctuation (comma, ellipsis, dash) to indicate a pause or break. ○ B. Use an ellipsis to indicate an omission. ○ C. Spell correctly.
Grade 9-10 L.9-10.2	Demonstrate command of the conventions of standard English capitalization, punctuation, and spelling when writing. <ul style="list-style-type: none"> ○ A. Use a semicolon (and perhaps a conjunctive adverb) to link two or more closely related independent clauses. ○ B. Use a colon to introduce a list or quotation. ○ C. Spell correctly.
Grade 11-12 L.11-12.2	Demonstrate command of the conventions of standard English capitalization, punctuation, and spelling when writing. <ul style="list-style-type: none"> ○ A. Observe hyphenation conventions. ○ B. Spell correctly.
L.CCR.2	CCR Language Anchor Standard 2: Demonstrate command of the conventions of standard English capitalization, punctuation, and spelling when writing.



Grade – Specific Standards for Language: Standard 3	
L	
Beginning in grade 3, skills and understandings that are particularly likely to require continued attention in higher grades as they are applied to increasingly sophisticated writing and speaking are marked with an asterisk (*).	
Grade K L.K.3.	(Begins in grade 2)
Grade 1 L.1.3.	(Begins in grade 2)
Grade 2 L.2.3.	Use knowledge of language and its conventions when writing, speaking, reading, or listening. o A. Compare formal and informal uses of English.
Grade 3 L.3.3.	Use knowledge of language and its conventions when writing, speaking, reading, or listening. o A. Choose words and phrases for effect.* o B. Recognize and observe differences between the conventions of spoken and written standard English.
Grade 4 L.4.3.	Use knowledge of language and its conventions when writing, speaking, reading, or listening. o A. Choose words and phrases to convey ideas precisely.* o B. Choose punctuation for effect.* o C. Differentiate between contexts that call for formal English (e.g., presenting ideas) and situations where informal discourse is appropriate (e.g., small-group discussion).
Grade 5 L.5.3.	Use knowledge of language and its conventions when writing, speaking, reading, or listening. o A. Expand, combine, and reduce sentences for meaning, reader/listener interest, and style. o B. Compare and contrast the varieties of English (e.g., <i>dialects, registers</i>) used in stories, dramas, or poems.

Grade – Specific Standards for Language: Standard 3	
L	
Grade 6 L.6.3.	Use knowledge of language and its conventions when writing, speaking, reading, or listening. <ul style="list-style-type: none"> ○ A. Vary sentence patterns for meaning, reader/listener interest, and style.* ○ B. Maintain consistency in style and tone.*
Grade 7 L.7.3.	Use knowledge of language and its conventions when writing, speaking, reading, or listening. <ul style="list-style-type: none"> ○ A. Choose language that expresses ideas precisely and concisely, recognizing and eliminating wordiness and redundancy.*
Grade 8 L.8.3.	Use knowledge of language and its conventions when writing, speaking, reading, or listening. <ul style="list-style-type: none"> ○ A. Use verbs in the active and passive voice and in the conditional and subjunctive mood to achieve particular effects (e.g., emphasizing the actor or the action; expressing uncertainty or describing a state contrary to fact).
Grade 9-10 L.9-10.3.	Apply knowledge of language to understand how language functions in different contexts, to make effective choices for meaning or style, and to comprehend more fully when reading or listening. <ul style="list-style-type: none"> ○ A. Write and edit work so that it conforms to the guidelines in a style manual (e.g., <i>MLA Handbook</i>, <i>Turabian's Manual for Writers</i>) appropriate for the discipline and writing type.
Grade 11-12 L.11-12.3.	Apply knowledge of language to understand how language functions in different contexts, to make effective choices for meaning or style, and to comprehend more fully when reading or listening. <ul style="list-style-type: none"> ○ A. Vary syntax for effect, consulting references (e.g., <i>Tufte's Artful Sentences</i>) for guidance as needed; apply an understanding of syntax to the study of complex texts when reading.
L.CCR.3.	<i>CCR Language Anchor Standard 3: Apply knowledge of language to understand how language functions in different contexts, to make effective choices for meaning or style, and to comprehend more fully when reading or listening.</i>

California Common Core Standards Learning Progression Guide



Grade – Specific Standards for Language: Standard 4

L

Beginning in grade 3, skills and understandings that are particularly likely to require continued attention in higher grades as they are applied to increasingly sophisticated writing and speaking are marked with an asterisk (*).

<p>Grade K L.K.4.</p>	<p>Determine or clarify the meaning of unknown and multiple-meaning words and phrases based on kindergarten reading and content.</p> <ul style="list-style-type: none"> ○ A. Identify new meanings for familiar words and apply them accurately (e.g., knowing <i>duck</i> is a bird and learning the verb to <i>duck</i>). ○ B. Use the most frequently occurring inflections and affixes (e.g., <i>-ed</i>, <i>-s</i>, <i>re-</i>, <i>un-</i>, <i>pre-</i>, <i>-ful</i>, <i>-less</i>) as a clue to the meaning of an unknown word.
<p>Grade 1 L.1.4.</p>	<p>Determine or clarify the meaning of unknown and multiple-meaning words and phrases based on grade 1 reading and content, choosing flexibly from an array of strategies.</p> <ul style="list-style-type: none"> ○ A. Use sentence-level context as a clue to the meaning of a word or phrase. ○ B. Use frequently occurring affixes as a clue to the meaning of a word. ○ C. Identify frequently occurring root words (e.g., <i>look</i>) and their inflectional forms (e.g., <i>looks</i>, <i>looked</i>, <i>looking</i>).
<p>Grade 2 L.2.4.</p>	<p>Determine or clarify the meaning of unknown and multiple-meaning words and phrases based on grade 2 reading and content, choosing flexibly from an array of strategies.</p> <ul style="list-style-type: none"> ○ A. Use sentence-level context as a clue to the meaning of a word or phrase. ○ B. Determine the meaning of the new word formed when a known prefix is added to a known word (e.g., <i>happy/unhappy</i>, <i>tell/retell</i>). ○ C. Use a known root word as a clue to the meaning of an unknown word with the same root (e.g., <i>addition</i>, <i>additional</i>). ○ D. Use knowledge of the meaning of individual words to predict the meaning of compound words (e.g., <i>birdhouse</i>, <i>lighthouse</i>, <i>housefly</i>; <i>bookshelf</i>, <i>notebook</i>, <i>bookmark</i>). ○ E. Use glossaries and beginning dictionaries, both print and digital, to determine or clarify the meaning of words and phrases in all content areas.
<p>Grade 3 L.3.4.</p>	<p>Determine or clarify the meaning of unknown and multiple-meaning word and phrases based on grade 3 reading and content, choosing flexibly from a range of strategies.</p> <ul style="list-style-type: none"> ○ A. Use sentence-level context as a clue to the meaning of a word or phrase. ○ B. Determine the meaning of the new word formed when a known affix is added to a known word (e.g., <i>agreeable/disagreeable</i>, <i>comfortable/uncomfortable</i>, <i>care/careless</i>, <i>heat/preheat</i>). ○ C. Use a known root word as a clue to the meaning of an unknown word with the same root (e.g., <i>company</i>, <i>companion</i>). ○ D. Use glossaries or beginning dictionaries, both print and digital, to determine or clarify the precise meaning of key words and phrases in all content areas.
<p>Grade 4 L.4.4.</p>	<p>Determine or clarify the meaning of unknown and multiple-meaning words and phrases based on grade 4 reading and content, choosing flexibly from a range of strategies.</p> <ul style="list-style-type: none"> ○ A. Use context (e.g., definitions, examples, or restatements in text) as a clue to the meaning of a word or phrase. ○ B. Use common, grade-appropriate Greek and Latin affixes and roots as clues to the meaning of a word (e.g., <i>telegraph</i>, <i>photograph</i>, <i>autograph</i>). ○ C. Consult reference materials (e.g., dictionaries, glossaries, thesauruses), both print and digital, to find the pronunciation and determine or clarify the precise meaning of key words and phrases and to identify alternate word choices in all content areas.
<p>Grade 5 L.5.4.</p>	<p>Determine or clarify the meaning of unknown and multiple-meaning words and phrases based on grade 5 reading and content, choosing flexibly from a range of strategies.</p> <ul style="list-style-type: none"> ○ A. Use context (e.g., cause/effect relationships and comparisons in text) as a clue to the meaning of a word or phrase. ○ B. Use common, grade-appropriate Greek and Latin affixes and roots as clues to the meaning of a word (e.g., <i>photograph</i>, <i>photosynthesis</i>). ○ C. Consult reference materials (e.g., dictionaries, glossaries, thesauruses), both print and digital, to find the pronunciation and determine or clarify the precise meaning of key words and phrases and to identify alternate word choices in all content areas.

Grade – Specific Standards for Language: Standard 4	
L	
<p>Grade 6 L.6.4.</p>	<p>Determine or clarify the meaning of unknown and multiple-meaning words and phrases based on <i>grade 6 reading and content</i>, choosing flexibly from a range of strategies.</p> <ul style="list-style-type: none"> ○ A. Use context (e.g., the overall meaning of a sentence or paragraph; a word’s position or function in a sentence) as a clue to the meaning of a word or phrase. ○ B. Use common, grade-appropriate Greek or Latin affixes and roots as clues to the meaning of a word (e.g., <i>audience, auditory, audible</i>). ○ C. Consult reference materials (e.g., dictionaries, glossaries, thesauruses), both print and digital, to find the pronunciation of a word or determine or clarify its precise meaning or its part of speech. ○ D. Verify the preliminary determination of the meaning of a word or phrase (e.g., by checking the inferred meaning in context or in a dictionary).
<p>Grade 7 L.7.4.</p>	<p>Determine or clarify the meaning of unknown and multiple-meaning words and phrases based on <i>grade 7 reading and content</i>, choosing flexibly from a range of strategies.</p> <ul style="list-style-type: none"> ○ A. Use context (e.g., the overall meaning of a sentence or paragraph; a word’s position or function in a sentence) as a clue to the meaning of a word or phrase. ○ B. Use common, grade-appropriate Greek or Latin affixes and roots as clues to the meaning of a word (e.g., <i>belligerent, bellicose, rebel</i>). ○ C. Consult <i>general and specialized</i> reference materials (e.g., dictionaries, glossaries, thesauruses), both print and digital, to find the pronunciation of a word or determine or clarify its precise meaning or its part of speech <i>or trace the etymology of words</i>. ○ D. Verify the preliminary determination of the meaning of a word or phrase (e.g., by checking the inferred meaning in context or in a dictionary).
<p>Grade 8 L.8.4.</p>	<p>Determine or clarify the meaning of unknown and multiple-meaning words or phrases based on <i>grade 8 reading and content</i>, choosing flexibly from a range of strategies.</p> <ul style="list-style-type: none"> ○ A. Use context (e.g., the overall meaning of a sentence or paragraph; a word’s position or function in a sentence) as a clue to the meaning of a word or phrase. ○ B. Use common, grade-appropriate Greek or Latin affixes and roots as clues to the meaning of a word (e.g., <i>precede, recede, secede</i>). ○ C. Consult general and specialized reference materials (e.g., dictionaries, glossaries, thesauruses), both print and digital, to find the pronunciation of a word or determine or clarify its precise meaning or its part of speech or trace the etymology of words. ○ D. Verify the preliminary determination of the meaning of a word or phrase (e.g., by checking the inferred meaning in context or in a dictionary).
<p>Grade 9-10 L.9-10.4.</p>	<p>Determine or clarify the meaning of unknown and multiple-meaning words and phrases based on <i>grades 9–10 reading and content</i>, choosing flexibly from a range of strategies.</p> <ul style="list-style-type: none"> ○ A. Use context (e.g., the overall meaning of a sentence, paragraph, or text; a word’s position or function in a sentence) as a clue to the meaning of a word or phrase. ○ B. Identify and correctly use patterns of word changes that indicate different meanings or parts of speech (e.g., <i>analyze, analysis, analytical; advocate, advocacy</i>) and continue to apply knowledge of Greek and Latin roots and affixes. ○ C. Consult general and specialized reference materials (e.g., <i>college-level dictionaries, rhyming dictionaries, bilingual dictionaries</i>, glossaries, thesauruses), both print and digital, to find the pronunciation of a word or determine or clarify its precise meaning, its part of speech, or its etymology. ○ D. Verify the preliminary determination of the meaning of a word or phrase (e.g., by checking the inferred meaning in context or in a dictionary).
<p>Grade 11-12 L.11-12.4.</p>	<p>Determine or clarify the meaning of unknown and multiple-meaning words and phrases based on <i>grades 11–12 reading and content</i>, choosing flexibly from a range of strategies.</p> <ul style="list-style-type: none"> ○ A. Use context (e.g., the overall meaning of a sentence, paragraph, or text; a word’s position or function in a sentence) as a clue to the meaning of a word or phrase. ○ B. Identify and correctly use patterns of word changes that indicate different meanings or parts of speech (e.g., <i>conceive, conception, conceivable</i>). Apply knowledge of Greek, Latin, and Anglo-Saxon roots and affixes <i>to draw inferences concerning the meaning of scientific and mathematical terminology</i>. ○ C. Consult general and specialized reference materials (e.g., college-level dictionaries, rhyming dictionaries, bilingual dictionaries, glossaries, thesauruses), both print and digital, to find the pronunciation of a word or determine or clarify its precise meaning, its part of speech, its etymology, <i>or its standard usage</i>. ○ D. Verify the preliminary determination of the meaning of a word or phrase (e.g., by checking the inferred meaning in context or in a dictionary).
<p>L.CCR.4.</p>	<p>CCR Language Anchor Standard 4: Determine or clarify the meaning of unknown and multiple-meaning words and phrases by using context clues, analyzing meaningful word parts, and consulting general and specialized reference materials, as appropriate.</p>

Grade – Specific Standards for Language Standard 5

L

Beginning in grade 3, skills and understandings that are particularly likely to require continued attention in higher grades as they are applied to increasingly sophisticated writing and speaking are marked with an asterisk (*).

<p>Grade K L.K.5.</p>	<p>With guidance and support from adults, explore word relationships and nuances in word meanings.</p> <ul style="list-style-type: none"> o A. Sort common objects into categories (e.g., shapes, foods) to gain a sense of the concepts the categories represent. o B. Demonstrate understanding of frequently occurring verbs and adjectives by relating them to their opposites (antonyms). o C. Identify real-life connections between words and their use (e.g., note places at school that are colorful). o D. Distinguish shades of meaning among verbs describing the same general action (e.g., <i>walk, march, strut, prance</i>) by acting out the meanings.
<p>Grade 1 L.1.5.</p>	<p>With guidance and support from adults, demonstrate understanding of figurative language, word relationships and nuances in word meanings.</p> <ul style="list-style-type: none"> o A. Sort words into categories (e.g., colors, clothing) to gain a sense of the concepts the categories represent. o B. Define words by category and by one or more key attributes (e.g., a <i>duck</i> is a bird that swims; a <i>tiger</i> is a large cat with stripes). o C. Identify real-life connections between words and their use (e.g., note places at home that are <i>cozy</i>). o D. Distinguish shades of meaning among verbs differing in manner (e.g., <i>look, peek, glance, stare, glare, scowl</i>) and adjectives differing in intensity (e.g., <i>large, gigantic</i>) by defining or choosing them or by acting out the meanings.
<p>Grade 2 L.2.5.</p>	<p>Demonstrate understanding of figurative language, word relationships and nuances in word meanings.</p> <ul style="list-style-type: none"> o A. Identify real-life connections between words and their use (e.g., <i>describe foods that are spicy or juicy</i>). o B. Distinguish shades of meaning among closely related verbs (e.g., <i>toss, throw, hurl</i>) and closely related adjectives (e.g., <i>thin, slender, skinny, scrawny</i>).
<p>Grade 3 L.3.5.</p>	<p>Demonstrate understanding of figurative language, word relationships and nuances in word meanings.</p> <ul style="list-style-type: none"> o A. Distinguish the literal and non-literal meanings of words and phrases in context (e.g., <i>take steps</i>). o B. Identify real-life connections between words and their use (e.g., describe people who are <i>friendly</i> or <i>helpful</i>). o C. Distinguish shades of meaning among related words that describe states of mind or degrees of certainty (e.g., <i>knew, believed, suspected, heard, wondered</i>).
<p>Grade 4 L.4.5.</p>	<p>Demonstrate understanding of figurative language, word relationships, and nuances in word meanings.</p> <ul style="list-style-type: none"> o A. Explain the meaning of simple similes and metaphors (e.g., <i>as pretty as a picture</i>) in context. o B. Recognize and explain the meaning of common idioms, adages, and proverbs. o C. Demonstrate understanding of words by relating them to their opposites (antonyms) and to words with similar but not identical meanings (synonyms).
<p>Grade 5 L.5.5.</p>	<p>Demonstrate understanding of figurative language, word relationships, and nuances in word meanings.</p> <ul style="list-style-type: none"> o A. Interpret figurative language, including similes and metaphors, in context. o B. Recognize and explain the meaning of common idioms, adages, and proverbs. o C. Use the relationship between particular words (e.g., synonyms, antonyms, homographs) to better understand each of the words.

Grade – Specific Standards for Language Standard 5	
L	
Grade 6 L.6.5.	<p>Demonstrate understanding of figurative language, word relationships, and nuances in word meanings.</p> <ul style="list-style-type: none"> ○ A. Interpret figures of speech (e.g., personification) in context. ○ B. Use the relationship between particular words (e.g., cause/effect, part/whole, item/category) to better understand each of the words. ○ C. Distinguish among the connotations (associations) of words with similar denotations (definitions) (e.g., stingy, scrimping, economical, unwasteful, thrifty).
Grade 7 L.7.5.	<p>Demonstrate understanding of figurative language, word relationships, and nuances in word meanings.</p> <ul style="list-style-type: none"> ○ A. Interpret figures of speech (e.g., literary, biblical, and mythological allusions) in context. ○ B. Use the relationship between particular words (e.g., synonym/antonym, analogy) to better understand each of the words. ○ C. Distinguish among the connotations (associations) of words with similar denotations (definitions) (e.g., refined, respectful, polite, diplomatic, condescending).
Grade 8 L.8.5.	<p>Demonstrate understanding of figurative language, word relationships, and nuances in word meanings.</p> <ul style="list-style-type: none"> ○ A. Interpret figures of speech (e.g. verbal irony, puns) in context. ○ B. Use the relationship between particular words to better understand each of the words. ○ C. Distinguish among the connotations (associations) of words with similar denotations (definitions) (e.g., bullheaded, willful, firm, persistent, resolute).
Grade 9-10 L.9-10.5.	<p>Demonstrate understanding of figurative language, word relationships, and nuances in word meanings.</p> <ul style="list-style-type: none"> ○ A. Interpret figures of speech (e.g., euphemism, oxymoron) in context and analyze their role in the text. ○ B. Analyze nuances in the meaning of words with similar denotations.
Grade 11-12 L.11-12.5.	<p>Demonstrate understanding of figurative language, word relationships, and nuances in word meanings.</p> <ul style="list-style-type: none"> ○ A. Interpret figures of speech (e.g., hyperbole, paradox) in context and analyze their role in the text. ○ B. Analyze nuances in the meaning of words with similar denotations.
L.CCR.5	CCR Language Anchor Standard 5: Demonstrate understanding of word relationships and nuances in word meanings.

California Common Core Standards Learning Progression Guide



Grade – Specific Standards for Language Standard 6	
L	
Beginning in grade 3, skills and understandings that are particularly likely to require continued attention in higher grades as they are applied to increasingly sophisticated writing and speaking are marked with an asterisk (*).	
Grade K L.K.6.	Use words and phrases acquired through conversations, reading and being read to, and responding to texts.
Grade 1 L.1.6.	Use words and phrases acquired through conversations, reading and being read to, and responding to texts, including using frequently occurring conjunctions to signal simple relationships (e.g., <i>because</i>).
Grade 2 L.2.6.	Use words and phrases acquired through conversations, reading and being read to, and responding to texts, including using adjectives and adverbs to describe (e.g., <i>When other kids are happy that makes me happy</i>).
Grade 3 L.3.6.	Acquire and use accurately grade-appropriate conversational, general academic, and domain-specific words and phrases, including those that signal spatial and temporal relationships (e.g., <i>After dinner that night we went looking for them</i>).
Grade 4 L.4.6.	Acquire and use accurately grade-appropriate general academic and domain-specific words and phrases, including those that signal precise actions, emotions, or states of being (e.g., <i>quizzed, whined, stammered</i>) and that are basic to a particular topic (e.g., <i>wildlife, conservation, and endangered</i> when discussing animal preservation).
Grade 5 L.5.6.	Acquire and use accurately grade-appropriate general academic and domain-specific words and phrases, including those that signal contrast, addition, and other logical relationships (e.g., <i>however, although, nevertheless, similarly, moreover, in addition</i>).

California Common Core Standards Learning Progression Guide



Grade – Specific Standards for Language Standard 6	
L	
Grade 6 L.6.6.	Acquire and use accurately grade-appropriate general academic and domain-specific words and phrases; gather vocabulary knowledge when considering a word or phrase important to comprehension or expression.
Grade 7 L.7.6.	Acquire and use accurately grade-appropriate general academic and domain-specific words and phrases; gather vocabulary knowledge when considering a word or phrase important to comprehension or expression.
Grade 8 L.8.6.	Acquire and use accurately grade-appropriate general academic and domain-specific words and phrases; gather vocabulary knowledge when considering a word or phrase important to comprehension or expression.
Grade 9-10 L.9-10.6.	Acquire and use accurately general academic and domain-specific words and phrases, sufficient for reading, writing, speaking, and listening at the college and career readiness level; demonstrate independence in gathering vocabulary knowledge when considering a word or phrase important to comprehension or expression.
Grade 11-12 L.11-12.6.	Acquire and use accurately general academic and domain-specific words and phrases, sufficient for reading, writing, speaking, and listening at the college and career readiness level; demonstrate independence in gathering vocabulary knowledge when considering a word or phrase important to comprehension or expression.
L.CCR.6.	<i>CCR Language Anchor Standard 6: Acquire and use accurately a range of general academic and domain-specific words and phrases sufficient for reading, writing, speaking, and listening at the college and career readiness level; demonstrate independence in gathering vocabulary knowledge when encountering an unknown term important to comprehension or expression.</i>

California Common Core Standards Learning Progression Guide





Integration of Media and/or Technology

The final section, **Media and Technology**, is a compilation of the **Reading, Writing, Listening & Speaking, and Language standards in which media and technology skills are embedded**. These standards are purposely integrated into the strands, rather than treated in a separate section, as the need to utilize technology and consume media is embedded into every aspect of today's curriculum. **The highlighted text in this section reflects an explicit statement regarding the use of media and/or technology. The use of media and/or technology, in some cases, may be implied in the areas that are not highlighted .**

California Common Core Standards Learning Progression Guide



Grade – Specific Standards for Reading Standard 5				
	RL	RI	RH	RST
	<i>Reading Literature</i>	<i>Reading for Informational Text</i>	<i>Literacy in History/Social Studies</i>	<i>Literacy in Science & Technical Subjects</i>
Grade K	RL.K.5. Recognize common types of texts (e.g., storybooks, poems, fantasy, realistic text).	RI.K.5. Identify the front cover, back cover, and title page of a book.	Embedded within the K-5 standard	Embedded within the K-5 standard
Grade 1	RL.1.5. Explain major differences between books that tell stories and books that give information, drawing on a wide reading of a range of text types.	RI.1.5. Know and use various text structures (e.g., sequence) and text features (e.g., headings, tables of contents, glossaries, electronic menus, icons) to locate key facts or information in a text.	Embedded within the K-5 standard	Embedded within the K-5 standard
Grade 2	RL.2.5. Describe the overall structure of a story, including describing how the beginning introduces the story and the ending concludes the action.	RI.2.5. Know and use various text features (e.g., captions, bold print, subheadings, glossaries, indexes, electronic menus, icons) to locate key facts or information in a text efficiently.	Embedded within the K-5 standard	Embedded within the K-5 standard
Grade 3	RL.3.5 Refer to parts of stories, dramas, and poems when writing or speaking about a text, using terms such as chapter, scene, and stanza; describe how each successive part builds on earlier sections.	RI.3.5. Use text features and search tools (e.g., key words, sidebars, hyperlinks) to locate information relevant to a given topic efficiently.	Embedded within the K-5 standard	Embedded within the K-5 standard
Grade 4	RL.4.5. Explain major differences between poems, drama, and prose, and refer to the structural elements of poems (e.g., verse, rhythm, meter) and drama (e.g., casts of characters, settings, descriptions, dialogue, stage directions) when writing or speaking about a text.	RI.4.5. Describe the overall structure (e.g., chronology, comparison, cause/effect, problem/solution) of events, ideas, concepts, or information in a text or part of a text.	Embedded within the K-5 standard	Embedded within the K-5 standard
Grade 5	RL.5.5. Explain how a series of chapters, scenes, or stanzas fits together to provide the overall structure of a particular story, drama, or poem.	RI.5.5. Compare and contrast the overall structure (e.g., chronology, comparison, cause/effect, problem/solution) of events, ideas, concepts, or information in two or more texts.	Embedded within the K-5 standard	Embedded within the K-5 standard

Adapted from Fresno County Office of Education

California Common Core Standards Learning Progression Guide



Grade – Specific Standards for Reading Standard 5				
	RL	RI	RH	RST
Grade 6	RL.6.5. Analyze how a particular sentence, chapter, scene, or stanza fits into the overall structure of a text and contributes to the development of the theme, setting, or plot.	RI.6.5. Analyze how a particular sentence, paragraph, chapter, or section fits into the overall structure of a text and contributes to the development of the ideas. A. Analyze the use of text features (e.g., graphics, headers, captions) in popular media.	RH.6-8.5. Describe how a text presents information (e.g., sequentially, comparatively, causally).	RST.6-8.5. Analyze the structure an author uses to organize a text, including how the major sections contribute to the whole and to an understanding of the topic.
Grade 7	RL.7.5. Analyze how a drama's or poem's form or structure (e.g., soliloquy, sonnet) contributes to its meaning.	RI.7.5. Analyze the structure an author uses to organize a text, including how the major sections contribute to the whole and to the development of the ideas. A. Analyze the use of text features (e.g., graphics, headers, captions) in public documents.		
Grade 8	RL.8.5. Compare and contrast the structure of two or more texts and analyze how the differing structure of each text contributes to its meaning and style.	RI.8.5. Analyze in detail the structure of a specific paragraph in a text, including the role of particular sentences in developing and refining a key concept. A. Analyze the use of text features (e.g., graphics, headers, captions) in consumer materials.		
Grade 9 - 10	RL.9-10.5. Analyze how an author's choices concerning how to structure a text, order events within it (e.g., parallel plots), and manipulate time (e.g., pacing, flashbacks) create such effects as mystery, tension, or surprise.	RI.9-10.5. Analyze in detail how an author's ideas or claims are developed and refined by particular sentences, paragraphs, or larger portions of a text (e.g., a section or chapter). A. Analyze the use of text features (e.g., graphics, headers, captions) in functional workplace documents.	RH.9-10.5. Analyze how a text uses structure to emphasize key points or advance an explanation or analysis.	RST.9-10.5. Analyze the structure of the relationships among concepts in a text, including relationships among key terms (e.g., <i>force, friction, reaction force, energy</i>).
Grade 11-12	RL.11-12.5. Analyze how an author's choices concerning how to structure specific parts of a text (e.g., the choice of where to begin or end a story, the choice to provide a comedic or tragic resolution) contribute to its overall structure and meaning as well as its aesthetic impact.	RI.11-12.5. Analyze and evaluate the effectiveness of the structure an author uses in his or her exposition or argument, including whether the structure makes points clear, convincing, & engaging. A. Analyze the use of text features (e.g., graphics, headers, captions) in public documents.	RH.11-12.5. Analyze in detail how a complex primary source is structured, including how key sentences, paragraphs, and larger portions of the text contribute to the whole.	RST.11-12.5. Analyze how the text structures information or ideas into categories or hierarchies, demonstrating understanding of the information or ideas.
R.CCR.5	CCR Reading Anchor Standard 5: Analyze the structure of texts, including how specific sentences, paragraphs, and larger portions of the text (e.g., a section, chapter, scene, or stanza) relate to each other and the whole.			

Adapted from Fresno County Office of Education

California Common Core Standards Learning Progression Guide



Grade – Specific Standards for Reading Standard 7				
	RL	RI	RH	RST
	<i>Reading Literature</i>	<i>Reading for Informational Text</i>	<i>Literacy in History/Social Studies</i>	<i>Literacy in Science & Technical Subjects</i>
Grade K	RL.K.7. With prompting and support, describe the relationship between illustrations and the story in which they appear (e.g., what moment in a story an illustration depicts).	RI.K.7. With prompting and support, describe the relationship between illustrations and the text in which they appear (e.g., what person, place, thing, or idea in the text an illustration depicts).	Embedded within the K-5 standard	Embedded within the K-5 standard
Grade 1	RL.1.7. Use illustrations and details in a story to describe its characters, setting, or events.	RI.1.7. Use the illustrations and details in a text to describe its key ideas.	Embedded within the K-5 standard	Embedded within the K-5 standard
Grade 2	RL.2.7. Use information gained from the illustrations and words in a print or digital text to demonstrate understanding of its characters, setting, or plot.	RI.2.7. Explain how specific images (e.g., a diagram showing how a machine works) contribute to and clarify a text.	Embedded within the K-5 standard	Embedded within the K-5 standard
Grade 3	RL.3.7. explain how specific aspects of a text’s illustrations contribute to what is conveyed by the words in a story (e.g., create mood, emphasize aspects of a character or setting).	RI.3.7. Use information gained from illustrations (e.g., maps, photographs) and the words in a text to demonstrate understanding of the text (e.g., where, when, why, and how key events occur).	Embedded within the K-5 standard	Embedded within the K-5 standard
Grade 4	RL.4.7. Make connections between the text of a story or drama and a visual or oral presentation of the text, identifying where each version reflects specific descriptions and directions in the text.	RI.4.7. Interpret information presented visually, orally, or quantitatively (e.g., in charts, graphs, diagrams, time lines, animations, or interactive elements on Web pages) and explain how the information contributes to an understanding of the text in which it appears.	Embedded within the K-5 standard	Embedded within the K-5 standard
Grade 5	RL.5.7. Analyze how visual and multimedia elements contribute to the meaning, tone, or beauty of a text (e.g., graphic novel, multimedia presentation of fiction, folktale, myth, poem).	RI.5.7. Draw on information from multiple print or digital sources, demonstrating the ability to locate an answer to a question quickly or to solve a problem efficiently.	Embedded within the K-5 standard	Embedded within the K-5 standard

California Common Core Standards Learning Progression Guide



Grade – Specific Standards for Reading Standard 7				
	RL	RI	RH	RST
Grade 6	RL.6.7. Compare and contrast the experience of reading a story, drama, or poem to listening to or viewing an audio, video, or live version of the text, including contrasting what they “see” and “hear” when reading the text to what they perceive when they listen or watch.	RI.6.7. Integrate information presented in different media or formats (e.g., visually, quantitatively) as well as in words to develop a coherent understanding of a topic or issue.	RH.6-8.7. Integrate visual information (e.g., in charts, graphs, photographs, videos, or maps) with other information in print and digital texts.	RST.6-8.7. Integrate quantitative or technical information expressed in words in a text with a version of that information expressed visually (e.g., in a flowchart, diagram, model, graph, or table).
Grade 7	RL.7.7. Compare and contrast a written story, drama, or poem to its audio, filmed, staged, or multimedia version, analyzing the effects of techniques unique to each medium (e.g., lighting, sound, color, or camera focus and angles in a film).	RI.7.7. Compare and contrast a text to an audio, video, or multimedia version of the text, analyzing each medium’s portrayal of the subject (e.g., how the delivery of a speech affects the impact of the words).		
Grade 8	RL.8.7. Analyze the extent to which a filmed or live production of a story or drama stays faithful to or departs from the text or script, evaluating the choices made by the director or actors.	RI.8.7. Evaluate the advantages and disadvantages of using different mediums (e.g., print or digital text, video, multimedia) to present a particular topic or idea.		
Grade 9 - 10	RL.9-10.7. Analyze the representation of a subject or a key scene in two different artistic mediums, including what is emphasized or absent in each treatment (e.g., Auden’s “Musée des Beaux Arts” and Breughel’s Landscape with the Fall of Icarus).	RI.9-10.7. Analyze various accounts of a subject told in different mediums (e.g., a person’s life story in both print and multimedia), determining which details are emphasized in each account.	RH.9-10.7. Integrate quantitative or technical analysis (e.g., charts, research data) with qualitative analysis in print or digital text.	RST.9-10.7. Translate quantitative or technical information expressed in words in a text into visual form (e.g., a table or chart) and translate information expressed visually or mathematically (e.g., in an equation) into words.
Grade 11-12	RL.11-12.7. Analyze multiple interpretations of a story, drama, or poem (e.g., recorded or live production of a play or recorded novel or poetry), evaluating how each version interprets the source text. (Include at least one play by Shakespeare and one play by an American dramatist.)	RI.11-12.7. Integrate and evaluate multiple sources of information presented in different media or formats (e.g., visually, quantitatively) as well as in words in order to address a question or solve a problem.	RH.11-12.7. Integrate and evaluate multiple sources of information presented in diverse formats and media (e.g., visually, quantitatively, as well as in words) in order to address a question or solve a problem.	RST.11-12.7. Integrate and evaluate multiple sources of information presented in diverse formats and media (e.g., quantitative data, video, multimedia) in order to address a question or solve a problem.
R.CCR.7	CCR Reading Anchor Standard 7: Integrate and evaluate content presented in diverse media and formats, including visually and quantitatively, as well as in words. <i>Please see “Research to Build and Present Knowledge” in Writing and “Comprehension and Collaboration” in Speaking and Listening for additional standards relevant to gathering, assessing, and applying information from print and digital sources.</i>			

Adapted from Fresno County Office of Education

California Common Core Standards Learning Progression Guide



Grade – Specific Standards for Reading Standard 9				
	RL	RI	RH	RST
	<i>Reading Literature</i>	<i>Reading for Informational Text</i>	<i>Literacy in History/Social Studies</i>	<i>Literacy in Science & Technical Subjects</i>
Grade K	RL.K.9. With prompting and support, compare and contrast the adventures and experiences of characters in familiar stories.	RI.K.9. With prompting and support, identify basic similarities in and differences between two texts on the same topic (e.g., in illustrations, descriptions, or procedures).	Embedded within the K-5 standard	Embedded within the K-5 standard
Grade 1	RL.1.9. Compare and contrast the adventures and experiences of characters in stories.	RI.1.9. Identify basic similarities in and differences between two texts on the same topic (e.g., in illustration, descriptions, or procedures).	Embedded within the K-5 standard	Embedded within the K-5 standard
Grade 2	RL.2.9. Compare and contrast two or more versions of the same story (e.g., Cinderella stories) by different authors or from different cultures.	RI.2.9. Compare and contrast the most important points presented by two texts on the same topic.	Embedded within the K-5 standard	Embedded within the K-5 standard
Grade 3	RL.3.9. Compare and contrast the themes, settings, and plots of stories written by the same author about the same or similar characters (e.g., in books from a series).	RI.3.9. Compare and contrast the most important points and key details presented in two texts on the same topic.	Embedded within the K-5 standard	Embedded within the K-5 standard
Grade 4	RL.4.9. Compare and contrast the treatment of similar themes and topics (e.g., opposition of good and evil) and patterns of events (e.g., the quest) in stories, myths, and traditional literature from different cultures.	RI.4.9. Integrate information from two texts on the same topic in order to write or speak about the subject knowledgeably.	Embedded within the K-5 standard	Embedded within the K-5 standard
Grade 5	RL.5.9. Compare and contrast stories in the same genre (e.g., mysteries and adventure stories) on their approaches to similar themes and topics.	RI.5.9. Integrate information from several texts on the same topic in order to write or speak about the subject knowledgeably.	Embedded within the K-5 standard	Embedded within the K-5 standard



Grade – Specific Standards for Reading Standard 9				
	RL	RI	RH	RST
Grade 6	RL.6.9. Compare and contrast texts in different forms or genres (e.g., stories and poems; historical novels and fantasy stories) in terms of their approaches to similar themes and topics.	RI.6.9. Compare and contrast one author’s presentation of events with that of another (e.g., a memoir written by and a biography on the same person).	RH.6-8.9. Analyze the relationship between a primary and secondary source on the same topic.	RST.6-8.9. Compare and contrast the information gained from experiments, simulations, video, or multimedia sources with that gained from reading a text on the same topic.
Grade 7	RL.7.9. Compare and contrast a fictional portrayal of a time, place, or character and a historical account of the same period as a means of understanding how authors of fiction use or alter history.	RI.7.9. Analyze how two or more authors writing about the same topic shape their presentations of key information by emphasizing different evidence or advancing different interpretations of facts.		
Grade 8	RL.8.9. Analyze how a modern work of fiction draws on themes, patterns of events, or character types from myths, traditional stories, or religious works such as the Bible, including describing how the material is rendered new.	RI.8.9. Analyze a case in which two or more texts provide conflicting information on the same topic and identify where the texts disagree on matters of fact or interpretation.		
Grade 9 - 10	RL.9-10.9. Analyze how an author draws on and transforms source material in a specific work (e.g., how Shakespeare treats a theme or topic from Ovid or the Bible or how a later author draws on a play by Shakespeare).	RI.9-10.9. Analyze seminal U.S. documents of historical and literary significance (e.g., Washington’s Farewell Address, the Gettysburg Address, Roosevelt’s Four Freedoms speech, King’s “Letter from Birmingham Jail”), including how they address related themes and concepts.	RH.9-10.9. Compare and contrast treatments of the same topic in several primary and secondary sources.	RST.9-10.9. Compare and contrast findings presented in a text to those from other sources (including their own experiments), noting when the findings support or contradict previous explanations or accounts.
Grade 11-12	RL.11-12.9. Demonstrate knowledge of eighteenth-, nineteenth- and early-twentieth-century foundational works of American literature, including how two or more texts from the same period treat similar themes or topics.	RI.11-12.9. Analyze seventeenth-, eighteenth-, and nineteenth-century foundational U.S. documents of historical and literary significance (including The Declaration of Independence, the Preamble to the Constitution, the Bill of Rights, and Lincoln’s Second Inaugural Address) for their themes, purposes, and rhetorical features.	RH.11-12.9. Integrate information from diverse sources, both primary and secondary, into a coherent understanding of an idea or event, noting discrepancies among sources.	RST.11-12.9. Synthesize information from a range of sources (e.g., texts, experiments, simulations) into a coherent understanding of a process, phenomenon, or concept, resolving conflicting information when possible.
R.CCR.9	CCR Reading Anchor Standard 9: Analyze how two or more texts address similar themes or topics in order to build knowledge or to compare the approaches the authors take.			

Grade – Specific Standards for Writing: Standard 2		
	W	WHST
	Writing	Writing in History/Social Studies, Science and Technical Subjects
Grade K W.K.2	Use a combination of drawing, dictating, and writing to compose informative/explanatory texts in which they name what they are writing about and supply some information about the topic.	Embedded within the K-5 standard
Grade 1 W.1.2	Write informative/explanatory texts in which they name a topic, supply some facts about the topic, and provide some sense of closure.	Embedded within the K-5 standard
Grade 2 W.2.2	Write informative/explanatory texts in which they introduce a topic, use facts and definitions to develop points, and provide a concluding statement or section.	Embedded within the K-5 standard
Grade 3 W.3.2	Write informative/explanatory texts to examine a topic and convey ideas and information clearly. <ul style="list-style-type: none"> ○ A. Introduce a topic and group related information together; include illustrations when useful to aiding comprehension. ○ B. Develop the topic with facts, definitions, and details. ○ C. Use linking words and phrases (e.g., <i>also, another, and, more, but</i>) to connect ideas within categories of information. D. Provide a concluding statement or section. 	Embedded within the K-5 standard
Grade 4 W.4.2	Write informative/explanatory texts to examine a topic and convey ideas and information clearly. <ul style="list-style-type: none"> ○ A. Introduce a topic clearly and group related information in paragraphs and sections; include formatting (e.g., headings), illustrations, and multimedia when useful to aiding comprehension. ○ B. Develop the topic with facts, definitions, concrete details, quotations, or other information and examples related to the topic. ○ C. Link ideas within categories of information using words and phrases (e.g., <i>another, for example, also, because</i>). D. Use precise language and domain-specific vocabulary to inform about or explain the topic. ○ E. Provide a concluding statement or section related to the information or explanation presented. 	Embedded within the K-5 standard
Grade 5 W.5.2	Write informative/explanatory texts to examine a topic and convey ideas and information clearly. <ul style="list-style-type: none"> ○ A. Introduce a topic clearly, provide a general observation and focus, and group related information logically; include formatting (e.g., headings), illustrations, and multimedia when useful to aiding comprehension. ○ B. Develop the topic with facts, definitions, concrete details, quotations, or other information and examples related to the topic. ○ C. Link ideas within and across categories of information using words, phrases, and clauses (e.g., <i>in contrast, especially</i>). ○ D. Use precise language and domain-specific vocabulary to inform about or explain the topic. ○ E. Provide a concluding statement or section related to the information or explanation presented. 	Embedded within the K-5 standard


<p>Grade 6 W.6.2</p>	<p>W.6.2. Write informative/explanatory texts to examine a topic and convey ideas, concepts, and information through the selection, organization, and analysis of relevant content.</p> <ul style="list-style-type: none"> ○ A. Introduce a topic or thesis statement; organize ideas, concepts, and information, using strategies such as definition, classification, comparison/contrast, and cause/effect; include formatting (e.g., headings), graphics (e.g., charts, tables), and multimedia when useful to aiding comprehension. ○ B. Develop the topic with relevant facts, definitions, concrete details, quotations, or other information and examples. ○ C. Use appropriate transitions to clarify the relationships among ideas and concepts. ○ D. Use precise language and domain-specific vocabulary to inform about or explain the topic. ○ E. Establish and maintain a formal style. ○ F. Provide a concluding statement or section that follows from the information or explanation presented. 	<p>WHST.6-8.2. Write informative/explanatory texts, including the narration of historical events, scientific procedures/ experiments, or technical processes.</p> <ul style="list-style-type: none"> ○ A. Introduce a topic clearly, previewing what is to follow; organize ideas, concepts, and information into broader categories as appropriate to achieving purpose; include formatting (e.g., headings), graphics (e.g., charts, tables), and multimedia when useful to aiding comprehension. ○ B. Develop the topic with relevant, well-chosen facts, definitions, concrete details, quotations, or other information and examples. ○ C. Use appropriate and varied transitions to create cohesion and clarify the relationships among ideas and concepts. D. Use precise language and domain-specific vocabulary to inform about or explain the topic. ○ E. Establish and maintain a formal style and objective tone. ○ F. Provide a concluding statement or section that follows from and supports the information or explanation presented.
<p>Grade 7 W.7.2</p>	<p>W.7.2. Write informative/explanatory texts to examine a topic and convey ideas, concepts, and information through the selection, organization, and analysis of relevant content.</p> <ul style="list-style-type: none"> ○ A. Introduce a topic or thesis statement clearly, previewing what is to follow; organize ideas, concepts, and information, using strategies such as definition, classification, comparison/contrast, and cause/effect; include formatting (e.g., headings), graphics (e.g., charts, tables), and multimedia when useful to aiding comprehension. ○ B. Develop the topic with relevant facts, definitions, concrete details, quotations, or other information and examples. ○ C. Use appropriate transitions to create cohesion and clarify the relationships among ideas and concepts. ○ D. Use precise language and domain-specific vocabulary to inform about or explain the topic. ○ E. Establish and maintain a formal style. ○ F. Provide a concluding statement or section that follows from and supports the information or explanation presented. 	
<p>Grade 8 W.8.2</p>	<p>W.8.2. Write informative/explanatory texts, including career development documents (e.g., simple business letters and job applications), to examine a topic and convey ideas, concepts, and information through the selection, organization, and analysis of relevant content.</p> <ul style="list-style-type: none"> ○ A. Introduce a topic or thesis statement clearly, previewing what is to follow; organize ideas, concepts, and information into broader categories; include formatting (e.g., headings), graphics (e.g., charts, tables), and multimedia when useful to aiding comprehension. ○ B. Develop the topic with relevant, well-chosen facts, definitions, concrete details, quotations, or other information and examples. ○ C. Use appropriate and varied transitions to create cohesion and clarify the relationships among ideas and concepts. ○ D. Use precise language and domain-specific vocabulary to inform about or explain the topic. ○ E. Establish and maintain a formal style. ○ F. Provide a concluding statement or section that follows from and supports the information or explanation presented. 	
<p>Grade 9-10</p>	<p>W.9-10.2. Write informative/explanatory texts to examine and convey complex ideas, concepts, and information clearly and accurately through the effective selection, organization, and analysis of content.</p> <ul style="list-style-type: none"> ○ A. Introduce a topic or thesis statement; organize complex ideas, concepts, and information to make important connections and distinctions; include formatting (e.g., headings), graphics (e.g., figures, tables), and multimedia when useful to aiding comprehension. ○ B. Develop the topic with well-chosen, relevant, and sufficient facts, extended definitions, concrete details, quotations, or other information and examples appropriate to the audience's knowledge of the topic. ○ C. Use appropriate and varied transitions to link the major sections of the text, create cohesion, and clarify the relationships among complex ideas and concepts. ○ D. Use precise language and domain-specific vocabulary to manage the complexity of the topic. ○ E. Establish and maintain a formal style and objective tone while attending to the norms and conventions of the discipline in which they are writing. ○ F. Provide a concluding statement or section that follows from and supports the information or explanation presented (e.g., articulating implications or the significance of the topic). 	<p>WHST.9-10.2. Write informative/explanatory texts, including the narration of historical events, scientific procedures/ experiments, or technical processes.</p> <ul style="list-style-type: none"> ○ A. Introduce a topic and organize ideas, concepts, and information to make important connections and distinctions; include formatting (e.g., headings), graphics (e.g., figures, tables), and multimedia when useful to aiding comprehension. ○ B. Develop the topic with well-chosen, relevant, and sufficient facts, extended definitions, concrete details, quotations, or other information and examples appropriate to the audience's knowledge of the topic. ○ C. Use varied transitions and sentence structures to link the major sections of the text, create cohesion, and clarify the relationships among ideas and concepts. ○ D. Use precise language and domain-specific vocabulary to manage the complexity of the topic and convey a style appropriate to the discipline and context as well as to the expertise of likely readers. ○ E. Establish and maintain a formal style and objective tone while attending to the norms and conventions of the discipline in which they are writing. ○ F. Provide a concluding statement or section that follows from and supports the information or explanation presented (e.g., articulating implications or the significance of the topic).
<p>Grade 11-12</p>	<p>W.11-12.2. Write informative/explanatory texts to examine and convey complex ideas, concepts, and information clearly and accurately through the effective selection, organization, and analysis of content.</p> <ul style="list-style-type: none"> ○ A. Introduce a topic or thesis statement; organize complex ideas, concepts, and information so that each new element builds on that which precedes it to create a unified whole; include formatting (e.g., headings), graphics (e.g., figures, tables), and multimedia when useful to aiding comprehension. ○ B. Develop the topic thoroughly by selecting the most significant and relevant facts, extended definitions, concrete details, quotations, or other information and examples appropriate to the audience's knowledge of the topic. ○ C. Use appropriate and varied transitions and syntax to link the major sections of the text, create cohesion, and clarify the relationships among complex ideas and concepts. ○ D. Use precise language, domain-specific vocabulary, and techniques such as metaphor, simile, and analogy to manage the complexity of the topic. ○ E. Establish and maintain a formal style and objective tone while attending to the norms and conventions of the discipline in which they are writing. ○ F. Provide a concluding statement or section that follows from and supports the information or explanation presented (e.g., articulating implications or the significance of the topic). 	<p>WHST.11-12.2. Write informative/explanatory texts, including the narration of historical events, scientific procedures/ experiments, or technical processes.</p> <ul style="list-style-type: none"> ○ A. Introduce a topic and organize complex ideas, concepts, and information so that each new element builds on that which precedes it to create a unified whole; include formatting (e.g., headings), graphics (e.g., figures, tables), and multimedia when useful to aiding comprehension. ○ B. Develop the topic thoroughly by selecting the most significant and relevant facts, extended definitions, concrete details, quotations, or other information and examples appropriate to the audience's knowledge of the topic. ○ C. Use varied transitions and sentence structures to link the major sections of the text, create cohesion, and clarify the relationships among complex ideas and concepts. ○ D. Use precise language, domain-specific vocabulary and techniques such as metaphor, simile, and analogy to manage the complexity of the topic; convey a knowledgeable stance in a style that responds to the discipline and context as well as to the expertise of likely readers. ○ E. Provide a concluding statement or section that follows from and supports the information or explanation provided (e.g., articulating implications or the significance of the topic).
<p>W.CCR.2</p>	<p>CCR Writing Anchor Standard 2: Write informative/explanatory texts to examine and convey complex ideas and information clearly and accurately through the effective selection, organization, and analysis of content.</p>	

California Common Core Standards Learning Progression Guide



Grade – Specific Standards for Writing: Standard 6		
	W	WHST
	<i>Writing</i>	<i>Writing in History/Social Studies, Science and Technical Subjects</i>
Grade K W.K.6.	With guidance and support from adults, explore a variety of digital tools to produce and publish writing, including in collaboration with peers.	Embedded within the K-5 standard
Grade 1 W.1.6.	With guidance and support from adults, use a variety of digital tools to produce and publish writing, including in collaboration with peers.	Embedded within the K-5 standard
Grade 2 W.2.6.	With guidance and support from adults, use a variety of digital tools to produce and publish writing, including in collaboration with peers.	Embedded within the K-5 standard
Grade 3 W.3.6.	With guidance and support from adults, use technology to produce and publish writing (using keyboarding skills) as well as to interact and collaborate with others.	Embedded within the K-5 standard
Grade 4 W.4.6.	With some guidance and support from adults, use technology, including the Internet, to produce and publish writing as well as to interact and collaborate with others; demonstrate sufficient command of keyboarding skills to type a minimum of one page in a single sitting.	Embedded within the K-5 standard
Grade 5 W.5.6.	With some guidance and support from adults, use technology, including the Internet, to produce and publish writing as well as to interact and collaborate with others; demonstrate sufficient command of keyboarding skills to type a minimum of two pages in a single sitting.	Embedded within the K-5 standard

California Common Core Standards Learning Progression Guide




	W	WHST
Grade 6 W.6.6.	W.6.6. Use technology, including the Internet, to produce and publish writing as well as to interact and collaborate with others; demonstrate sufficient command of keyboarding skills to type a minimum of three pages in a single sitting.	WHST.6-8.6. Use technology, including the Internet, to produce and publish writing and present the relationships between information and ideas clearly and efficiently.
Grade 7 W.7.6.	W.7.6. Use technology, including the Internet, to produce and publish writing and link to and cite sources as well as to interact and collaborate with others, including linking to and citing sources.	
Grade 8 W.8.6.	W.8.6. Use technology, including the Internet, to produce and publish writing and present the relationships between information and ideas efficiently as well as to interact and collaborate with others.	
Grade 9-10	W.9-10.6. Use technology, including the Internet, to produce, publish, and update individual or shared writing products, taking advantage of technology's capacity to link to other information and to display information flexibly and dynamically.	WHST.9-10.6. Use technology, including the Internet, to produce, publish, and update individual or shared writing products, taking advantage of technology's capacity to link to other information and to display information flexibly and dynamically.
Grade 11-12	W.11-12.6. Use technology, including the Internet, to produce, publish, and update individual or shared writing products in response to ongoing feedback, including new arguments or information.	WHST.11-12.6. Use technology, including the Internet, to produce, publish, and update individual or shared writing products in response to ongoing feedback, including new arguments or information.
W.CCR.6	CCR Writing Anchor Standard 6: Use technology, including the Internet, to produce and publish writing and to interact and collaborate with others.	

California Common Core Standards Learning Progression Guide



Grade – Specific Standards for Writing: Standard 8		
	W	WHST
	<i>Writing</i>	<i>Writing in History/Social Studies, Science and Technical Subjects</i>
Grade K W.K.8	With guidance and support from adults, recall information from experiences or gather information from provided sources to answer a question.	Embedded within the K-5 standard
Grade 1 W.1.8.	With guidance and support from adults, recall information from experiences or gather information from provided sources to answer a question.	Embedded within the K-5 standard
Grade 2 W.2.8	Recall information from experiences or gather information from provided sources to answer a question.	Embedded within the K-5 standard
Grade 3 W.3.8.	Recall information from experiences or gather information from print and digital sources; take brief notes on sources and sort evidence into provided categories.	Embedded within the K-5 standard
Grade 4 W.4.8.	Recall relevant information from experiences or gather relevant information from print and digital sources; take notes, paraphrase, and categorize information, and provide a list of sources.	Embedded within the K-5 standard
Grade 5 W.5.8.	Recall relevant information from experiences or gather relevant information from print and digital sources; summarize or paraphrase information in notes and finished work, and provide a list of sources.	Embedded within the K-5 standard

California Common Core Standards Learning Progression Guide



Grade – Specific Standards for Writing: Standard 8		
	W	WHST
Grade 6 W.6.8.	W.6.8. Gather relevant information from multiple print and digital sources; assess the credibility of each source; and quote or paraphrase the data and conclusions of others while avoiding plagiarism and providing basic bibliographic information for sources.	WHST.6-8.8. Gather relevant information from multiple print and digital sources (primary and secondary), using search terms effectively; assess the credibility and accuracy of each source; and quote or paraphrase the data and conclusions of others while avoiding plagiarism and following a standard format for citation.
Grade 7 W.7.8.	W.7.8. Gather relevant information from multiple print and digital sources, using search terms effectively; assess the credibility and accuracy of each source; and quote or paraphrase the data and conclusions of others while avoiding plagiarism and following a standard format for citation.	
Grade 8 W.8.8.	W.8.8. Gather relevant information from multiple print and digital sources, using search terms effectively; assess the credibility and accuracy of each source; and quote or paraphrase the data and conclusions of others while avoiding plagiarism and following a standard format for citation.	
Grade 9-10	W.9-10.8. Gather relevant information from multiple authoritative print and digital sources, using advanced searches effectively; assess the usefulness of each source in answering the research question; integrate information into the text selectively to maintain the flow of ideas, avoiding plagiarism and following a standard format for citation including footnotes and endnotes.	WHST.9-10.8. Gather relevant information from multiple authoritative print and digital sources (primary and secondary), using advanced searches effectively; assess the usefulness of each source in answering the research question; integrate information into the text selectively to maintain the flow of ideas, avoiding plagiarism and following a standard format for citation.
Grade 11-12	W.11-12.8. Gather relevant information from multiple authoritative print and digital sources, using advanced searches effectively; assess the strengths and limitations of each source in terms of the task, purpose, and audience; integrate information into the text selectively to maintain the flow of ideas, avoiding plagiarism and overreliance on any one source and following a standard format for citation including footnotes and endnotes.	WHST.11-12.8. Gather relevant information from multiple authoritative print and digital sources, using advanced searches effectively; assess the strengths and limitations of each source in terms of the specific task, purpose, and audience; integrate information into the text selectively to maintain the flow of ideas, avoiding plagiarism and overreliance on any one source and following a standard format for citation.
W.CCR.8	CCR Writing Anchor Standard 8: Gather relevant information from multiple print and digital sources, assess the credibility and accuracy of each source, and integrate the information while avoiding plagiarism.	


California Common Core Standards Learning Progression Guide



Grade – Specific Standards for Speaking & Listening: Standard 2	
SL	
Grade K SL.K.2	<p>Confirm understanding of a text read aloud or information presented orally or through other media by asking and answering questions about key details and requesting clarification if something is not understood.</p> <p>A. Understand and follow one- and two-step oral directions.</p>
Grade 1 SL.1.2	<p>Ask and answer questions about key details in a text read aloud or information presented orally or through other media.</p> <p>A. Give, restate, and follow simple two-step directions.</p>
Grade 2 SL.2.2	<p>Recount or describe key ideas or details from a text read aloud or information presented orally or through other media.</p> <p>A. Give and follow three- and four-step oral directions.</p>
Grade 3 SL.3.2	<p>Determine the main ideas and supporting details of a text read aloud or information presented in diverse media and formats, including visually, quantitatively, and orally.</p>
Grade 4 SL.4.2	<p>Paraphrase portions of a text read aloud or information presented in diverse media and formats, including visually, quantitatively, and orally.</p>
Grade 5 SL.5.2	<p>Summarize a written text read aloud or information presented in diverse media and formats, including visually, quantitatively, and orally.</p>

Grade – Specific Standards for Speaking & Listening: Standard 2	
SL	
Grade 6 SL.6.2	Interpret information presented in diverse media and formats (e.g., visually, quantitatively, orally) and explain how it contributes to a topic, text, or issue under study.
Grade 7 SL.7.2	Analyze the main ideas and supporting details presented in diverse media and formats (e.g., visually, quantitatively, orally) and explain how the ideas clarify a topic, text, or issue under study.
Grade 8 SL.8.2	Analyze the purpose of information presented in diverse media and formats (e.g., visually, quantitatively, orally) and evaluate the motives (e.g., social, commercial, political) behind its presentation.
Grade 9-10 SL.9-10.2	Integrate multiple sources of information presented in diverse media or formats (e.g., visually, quantitatively, orally) evaluating the credibility and accuracy of each source.
Grade 11-12 SL.11-12.2	Integrate multiple sources of information presented in diverse formats and media (e.g., visually, quantitatively, orally) in order to make informed decisions and solve problems, evaluating the credibility and accuracy of each source and noting any discrepancies among the data.
SL.CCR.2	<i>CCR Speaking & Listening Anchor Standard 2: Integrate and evaluate information presented in diverse media and formats, including visually, quantitatively, and orally.</i>

California Common Core Standards Learning Progression Guide



Grade – Specific Standards for Speaking & Listening: Standard 3	
SL	
Grade K SL.K.3.	Ask and answer questions in order to seek help, get information, or clarify something that is not understood.
Grade 1 SL.1.3.	Ask and answer questions about what a speaker says in order to gather additional information or clarify something that is not understood.
Grade 2 SL.2.3.	Ask and answer questions about what a speaker says in order to clarify comprehension, gather additional information, or deepen understanding of a topic or issue.
Grade 3 SL.3.3.	Ask and answer questions about information from a speaker, offering appropriate elaboration and detail.
Grade 4 SL.4.3.	Identify the reasons and evidence a speaker or media source provides to support particular points.
Grade 5 SL.5.3.	Summarize the points a speaker or media source makes and explain how each claim is supported by reasons and evidence, and identify and analyze any logical fallacies.

Grade – Specific Standards for Speaking & Listening: Standard 3	
	SL
Grade 6 SL.6.3.	Delineate a speaker’s argument and specific claims, distinguishing claims that are supported by reasons and evidence from claims that are not.
Grade 7 SL.7.3.	Delineate a speaker’s argument and specific claims, and attitude toward the subject, evaluating the soundness of the reasoning and the relevance and sufficiency of the evidence.
Grade 8 SL.8.3.	Delineate a speaker’s argument and specific claims, evaluating the soundness of the reasoning and relevance and sufficiency of the evidence and identifying when irrelevant evidence is introduced.
Grade 9-10 SL.9-10.3.	Evaluate a speaker’s point of view, reasoning, and use of evidence and rhetoric, identifying any fallacious reasoning or exaggerated or distorted evidence.
Grade 11-12 SL.11-12.3.	Evaluate a speaker’s point of view, reasoning, and use of evidence and rhetoric, assessing the stance, premises, links among ideas, word choice, points of emphasis, and tone used.
SL.CCR.3	<i>CCR Speaking & Listening Anchor Standard 3: Evaluate a speaker’s point of view, reasoning, and use of evidence and rhetoric.</i>


California Common Core Standards Learning Progression Guide



Grade – Specific Standards for Speaking & Listening: Standard 5	
	SL
Grade K SL.K.5.	Add drawings or other visual displays to descriptions as desired to provide additional detail.
Grade 1 SL.1.5.	Add drawings or other visual displays to descriptions when appropriate to clarify ideas, thoughts, and feelings.
Grade 2 SL.2.5.	Create audio recordings of stories or poems; add drawings or other visual displays to stories or recounts of experiences when appropriate to clarify ideas, thoughts, and feelings.
Grade 3 SL.3.5.	Create engaging audio recordings of stories or poems that demonstrate fluid reading at an understandable pace; add visual displays when appropriate to emphasize or enhance certain facts or details.
Grade 4 SL.4.5.	Add audio recordings and visual displays to presentations when appropriate to enhance the development of main ideas or themes.
Grade 5 SL.5.5.	Include multimedia components (e.g., graphics, sound) and visual displays in presentations when appropriate to enhance the development of main ideas or themes.


Grade – Specific Standards for Speaking & Listening: Standard 5	
SL	
Grade 6 SL.6.5.	Include multimedia components (e.g., graphics, images, music, sound) and visual displays in presentations to clarify information.
Grade 7 SL.7.5.	Include multimedia components and visual displays in presentations to clarify claims and findings and emphasize salient points.
Grade 8 SL.8.5.	Integrate multimedia and visual displays into presentations to clarify information, strengthen claims and evidence, and add interest.
Grade 9-10 SL.9-10.5.	Make strategic use of digital media (e.g., textual, graphical, audio, visual, and interactive elements) in presentations to enhance understanding of findings, reasoning, and evidence and to add interest.
Grade 11-12 SL.11-12.5.	Make strategic use of digital media (e.g., textual, graphical, audio, visual, and interactive elements) in presentations to enhance understanding of findings, reasoning, and evidence and to add interest.
SL.CCR.5	<i>CCR Speaking & Listening Anchor Standard 5: Make strategic use of digital media and visual displays of data to express information and enhance understanding of presentations.</i>

California Common Core Standards Learning Progression Guide



Grade – Specific Standards for Language: Standard 4	
L	
Beginning in grade 3, skills and understandings that are particularly likely to require continued attention in higher grades as they are applied to increasingly sophisticated writing and speaking are marked with an asterisk (*).	
Grade K L.K.4.	Determine or clarify the meaning of unknown and multiple-meaning words and phrases based on kindergarten reading and content. <ul style="list-style-type: none"> ○ A. Identify new meanings for familiar words and apply them accurately (e.g., knowing <i>duck</i> is a bird and learning the verb to <i>duck</i>). ○ B. Use the most frequently occurring inflections and affixes (e.g., <i>-ed</i>, <i>-s</i>, <i>re-</i>, <i>un-</i>, <i>pre-</i>, <i>-ful</i>, <i>-less</i>) as a clue to the meaning of an unknown word.
Grade 1 L.1.4.	Determine or clarify the meaning of unknown and multiple-meaning words and phrases based on <i>grade 1 reading and content</i> , choosing flexibly from an array of strategies. <ul style="list-style-type: none"> ○ A. Use sentence-level context as a clue to the meaning of a word or phrase. ○ B. Use frequently occurring affixes as a clue to the meaning of a word. ○ C. Identify frequently occurring root words (e.g., <i>look</i>) and their inflectional forms (e.g., <i>looks</i>, <i>looked</i>, <i>looking</i>).
Grade 2 L.2.4.	Determine or clarify the meaning of unknown and multiple-meaning words and phrases based on <i>grade 2 reading and content</i> , choosing flexibly from an array of strategies. <ul style="list-style-type: none"> ○ A. Use sentence-level context as a clue to the meaning of a word or phrase. ○ B. Determine the meaning of the new word formed when a known prefix is added to a known word (e.g., <i>happy/unhappy</i>, <i>tell/retell</i>). ○ C. Use a known root word as a clue to the meaning of an unknown word with the same root (e.g., <i>addition</i>, <i>additional</i>). ○ D. Use knowledge of the meaning of individual words to predict the meaning of compound words (e.g., <i>birdhouse</i>, <i>lighthouse</i>, <i>housefly</i>; <i>bookshelf</i>, <i>notebook</i>, <i>bookmark</i>). E. Use glossaries and beginning dictionaries, both print and digital, to determine or clarify the meaning of words and phrases in all content areas.
Grade 3 L.3.4.	Determine or clarify the meaning of unknown and multiple-meaning word and phrases based on <i>grade 3 reading and content</i> , choosing flexibly from a range of strategies. <ul style="list-style-type: none"> ○ A. Use sentence-level context as a clue to the meaning of a word or phrase. ○ B. Determine the meaning of the new word formed when a known affix is added to a known word (e.g., <i>agreeable/disagreeable</i>, <i>comfortable/uncomfortable</i>, <i>care/careless</i>, <i>heat/preheat</i>). ○ C. Use a known root word as a clue to the meaning of an unknown word with the same root (e.g., <i>company</i>, <i>companion</i>). D. Use glossaries or beginning dictionaries, both print and digital, to determine or clarify the precise meaning of key words and phrases in all content areas.
Grade 4 L.4.4.	Determine or clarify the meaning of unknown and multiple-meaning words and phrases based on <i>grade 4 reading and content</i> , choosing flexibly from a range of strategies. <ul style="list-style-type: none"> ○ A. Use context (e.g., definitions, examples, or restatements in text) as a clue to the meaning of a word or phrase. ○ B. Use common, grade-appropriate Greek and Latin affixes and roots as clues to the meaning of a word (e.g., <i>telegraph</i>, <i>photograph</i>, <i>autograph</i>). C. Consult reference materials (e.g., dictionaries, glossaries, thesauruses), both print and digital, to find the pronunciation and determine or clarify the precise meaning of key words and phrases and to identify alternate word choices in all content areas.
Grade 5 L.5.4.	Determine or clarify the meaning of unknown and multiple-meaning words and phrases based on <i>grade 5 reading and content</i> , choosing flexibly from a range of strategies. <ul style="list-style-type: none"> ○ A. Use context (e.g., cause/effect relationships and comparisons in text) as a clue to the meaning of a word or phrase. ○ B. Use common, grade-appropriate Greek and Latin affixes and roots as clues to the meaning of a word (e.g., <i>photograph</i>, <i>photosynthesis</i>). C. Consult reference materials (e.g., dictionaries, glossaries, thesauruses), both print and digital, to find the pronunciation and determine or clarify the precise meaning of key words and phrases and to identify alternate word choices in all content areas.

California Common Core Standards Learning Progression Guide



Grade – Specific Standards for Language: Standard 4	
L	
Grade 6 L.6.4.	Determine or clarify the meaning of unknown and multiple-meaning words and phrases based on grade 6 reading and content, choosing flexibly from a range of strategies. <ul style="list-style-type: none"> ○ A. Use context (e.g., the overall meaning of a sentence or paragraph; a word’s position or function in a sentence) as a clue to the meaning of a word or phrase. ○ B. Use common, grade-appropriate Greek or Latin affixes and roots as clues to the meaning of a word (e.g., <i>audience, auditory, audible</i>). ○ C. Consult reference materials (e.g., dictionaries, glossaries, thesauruses), both print and digital, to find the pronunciation of a word or determine or clarify its precise meaning or its part of speech. D. Verify the preliminary determination of the meaning of a word or phrase (e.g., by checking the inferred meaning in context or in a dictionary).
Grade 7 L.7.4.	Determine or clarify the meaning of unknown and multiple-meaning words and phrases based on <i>grade 7 reading and content</i> , choosing flexibly from a range of strategies. <ul style="list-style-type: none"> ○ A. Use context (e.g., the overall meaning of a sentence or paragraph; a word’s position or function in a sentence) as a clue to the meaning of a word or phrase. ○ B. Use common, grade-appropriate Greek or Latin affixes and roots as clues to the meaning of a word (e.g., <i>belligerent, bellicose, rebel</i>). C. Consult general and specialized reference materials (e.g., dictionaries, glossaries, thesauruses), both print and digital, to find the pronunciation of a word or determine or clarify its precise meaning or its part of speech or trace the etymology of words. ○ D. Verify the preliminary determination of the meaning of a word or phrase (e.g., by checking the inferred meaning in context or in a dictionary).
Grade 8 L.8.4.	Determine or clarify the meaning of unknown and multiple-meaning words or phrases based on <i>grade 8 reading and content</i> , choosing flexibly from a range of strategies. <ul style="list-style-type: none"> ○ A. Use context (e.g., the overall meaning of a sentence or paragraph; a word’s position or function in a sentence) as a clue to the meaning of a word or phrase. ○ B. Use common, grade-appropriate Greek or Latin affixes and roots as clues to the meaning of a word (e.g., <i>precede, recede, secede</i>). C. Consult general and specialized reference materials (e.g., dictionaries, glossaries, thesauruses), both print and digital, to find the pronunciation of a word or determine or clarify its precise meaning or its part of speech or trace the etymology of words. ○ D. Verify the preliminary determination of the meaning of a word or phrase (e.g., by checking the inferred meaning in context or in a dictionary).
Grade 9-10 L.9-10.4.	Determine or clarify the meaning of unknown and multiple-meaning words and phrases based on <i>grades 9–10 reading and content</i> , choosing flexibly from a range of strategies. <ul style="list-style-type: none"> ○ A. Use context (e.g., the overall meaning of a sentence, paragraph, or text; a word’s position or function in a sentence) as a clue to the meaning of a word or phrase. B. Identify and correctly use patterns of word changes that indicate different meanings or parts of speech (e.g., <i>analyze, analysis, analytical; advocate, advocacy</i>) and continue to apply knowledge of Greek and Latin roots and affixes. C. Consult general and specialized reference materials (e.g., college-level dictionaries, rhyming dictionaries, bilingual dictionaries, glossaries, thesauruses), both print and digital, to find the pronunciation of a word or determine or clarify its precise meaning, its part of speech, or its etymology. ○ D. Verify the preliminary determination of the meaning of a word or phrase (e.g., by checking the inferred meaning in context or in a dictionary).
Grade 11-12 L.11-12.4.	Determine or clarify the meaning of unknown and multiple-meaning words and phrases based on <i>grades 11–12 reading and content</i> , choosing flexibly from a range of strategies. <ul style="list-style-type: none"> ○ A. Use context (e.g., the overall meaning of a sentence, paragraph, or text; a word’s position or function in a sentence) as a clue to the meaning of a word or phrase. B. Identify and correctly use patterns of word changes that indicate different meanings or parts of speech (e.g., <i>conceive, conception, conceivable</i>). Apply knowledge of Greek, Latin, and Anglo-Saxon roots and affixes to draw inferences concerning the meaning of scientific and mathematical terminology. C. Consult general and specialized reference materials (e.g., college-level dictionaries, rhyming dictionaries, bilingual dictionaries, glossaries, thesauruses), both print and digital, to find the pronunciation of a word or determine or clarify its precise meaning, its part of speech, its etymology, or its standard usage. ○ D. Verify the preliminary determination of the meaning of a word or phrase (e.g., by checking the inferred meaning in context or in a dictionary).
L.CCR.4.	CCR Language Anchor Standard 4: Determine or clarify the meaning of unknown and multiple-meaning words and phrases by using context clues, analyzing meaningful word parts, and consulting general and specialized reference materials, as appropriate.

California Common Core Standards Learning Progression Guide

